



published by THE TRUST FOR PUBLIC LAND
AND LAND TRUST ALLIANCE

AMERICANS INVEST IN
PARKS & CONSERVATION

LANDVOTE™ 2005





The Trust for Public Land conserves land for people to enjoy as parks, gardens, and other natural places, ensuring livable communities for generations to come.

Conservation Finance Program

TPL's Conservation Finance Program assists land trusts, communities, and states in creating and expanding sources of public funding for land conservation. Since 1994, TPL has helped to secure voter or legislative approval of more than 300 local and state ballot measures and state legislation which have generated almost \$25 billion in new funding for parks and open space.

Visit TPL on the web at www.tpl.org to learn about Conservation Finance:

- Strategies: The nuts and bolts on raising state and local conservation funds
- Local Case Studies: Real-life stories from successful county and municipal conservation finance measures
- State Funding Profiles: Summary information on state funding for parks and open space conservation
- Services: A complete listing of TPL's Conservation Finance services and information on TPL's team of experts
- Center for Conservation Finance: offers research and analysis on emerging and established trends in land conservation



The Land Trust Alliance, founded in 1982, promotes voluntary land conservation across the country and provides resources, leadership, and training to the nation's 1,500-plus nonprofit, grassroots land trusts, helping them to protect important open spaces.

Visit LTA on the web at www.lta.org to learn about:

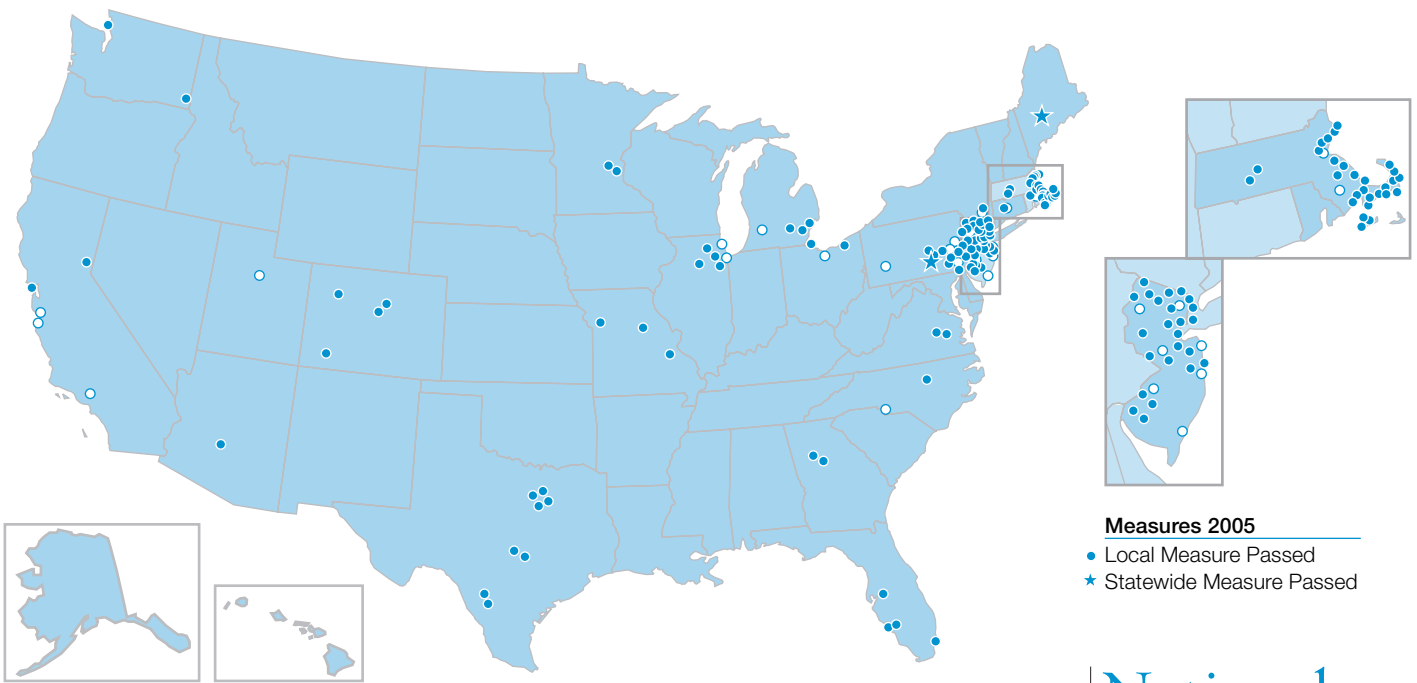
- LTA in Your Region: Programs, grants, training, and more for local land trusts
- Public Policy: Supporting land trusts' land conservation goals
- Publications: Books, videos, brochures, and more for land trusts, attorneys, financial advisers, and landowners
- Finding a Land Trust: Locate local land trusts in your area

The Trust for Public Land

Will Rogers	President
D. Ernest Cook	Senior Vice President &, Conservation Finance Program Director
Will Abberger	Conservation Finance Program Director, East
Tim Raphael	Conservation Finance Program Director, West
William P. Lee	Conservation Finance Counsel
Matthew Zieper	National Research Director
Wendy Muzzy	Feasibility Research Director
Peggy Chiu	Western States Research Director
Andrew du Moulin	Research Coordinator, LandVote™ Project Director
Constance de Brun	Finance Manager
Carrie Zeisse	Director of Marketing & Strategy, National Programs
Nikki Georges-Clapp	Senior Research Associate
Brook Zeisse	Designer

Land Trust Alliance

Rand Wentworth	President
Russell Shay	Director of Public Policy



Measures 2005

- Local Measure Passed
- ★ Statewide Measure Passed

The November 2005 elections concluded yet another very strong year for conservation finance across the country. Overall, 138 ballot measures were presented to voters and 80 percent were approved – the highest percentage of any year since 2000. Voters approved nearly \$1.7 billion in new conservation dollars, the highest amount in an “off year” since 1999. These measures continue a consistent trend in which voters have taken responsibility to protect land at the ballot box. Since 1994, voters have approved over 1,200 conservation measures, generating over \$30 billion in new public funds for land conservation.

There were many notable successes in 2005. Voters in Pennsylvania and Maine passed statewide bonds for land conservation. States such as New Jersey and Texas continued to demonstrate a deep commitment to protecting open space and the willingness to pay for it. And once again land conservation remained a bipartisan issue.

On May 17th, Pennsylvania voters supported the \$625 million Growing Greener II bond, which includes close to \$300 million for open space, farmland and watershed protection. In November, voters in Maine approved a \$12 million bond for its long-standing Land for Maine’s Future program, which needed an infusion of funding to continue its land conservation work. And voters in Routt County, Colorado, after narrowly approving a property tax in 1996 to protect working farms and ranchlands, overwhelmingly chose to increase and extend this tax for another twenty years, creating over \$20 million in new conservation funding.

The 2005 election results also reinforced the leadership position of several states – notably Texas and New Jersey — with regards to local conservation finance. Local measures in Texas were a perfect 8 for 8 in 2005, generating nearly \$231 million for conservation. This success rate is no surprise, given the nearly 90 percent approval rate for Texas conservation finance ballot measures. Since 1994, Texas voters have passed 55 local conservation measures generating nearly \$1 billion. The state far exceeds the 78 percent average approval rate for ballot measures nationwide.

While at first glance New Jersey may seem to have little in common with Texas, its voters are also passionate about land conservation. In 2005, 31 New Jersey municipalities and counties had open space financing propositions on the ballot. These measures were led by two county measures – one in Camden and the other in Sussex. In each county, voters approved ballot measures to authorize property-tax increases that could generate more than \$100 million over the next 20 years for land conservation. This commitment to preservation is nothing new to local governments in New Jersey. Since 1994, New Jersey voters have passed close to 300 municipal and county measures generating \$3 billion to protect their land. New Jersey is clearly the leader in local funding for land conservation.

These two county measures were particularly notable as they provide another example that support for conservation funding crosses demographic, geographic and political divides. Sussex County, a largely rural and Republican county in the New Jersey Highlands, voted overwhelmingly for Republican candidate Doug Forrester in the recent 2005 gubernatorial election. Camden County, largely urban and Democratic, located just across the Delaware River from Philadelphia, voted just as overwhelmingly for Democrat Jon Corzine in the governor’s race. Despite these differences, each county showed remarkable unity when it came to conserving the character of their landscape.

Bipartisan support was clearly evident by examining county measures and their congressional representation. In counties represented by Republican members of Congress, conservation measures held a strong 82 percent success rate. Similarly, counties represented by Democrats had a success rate of 80 percent.

Although 2005 was an “off year” election, the impact of the ballot measures included in *LandVote 2005* will be substantial and proved that once again voters were clear that their support is unwavering when it comes to protecting their drinking water, ensuring that their children have a place to play, and protecting working farms and ranches.

National Overview

Abbreviations and Symbols Used

Co.	County
Bor.	Borough
Twp.	Township
D	District
PRD	Park District
PRD	Park and Recreation District
RD	Recreation District
CPA	Community Preservation Act Massachusetts
1	Municipal Measure
1	County Measure
★	Statewide Measure

Frequently Asked Questions

How is conservation funding calculated by LandVote?

LandVote only tracks conservation measures considered by voters — ballot measures.

LandVote tracks two major types of conservation ballot measures. The first type are ballot measures that authorize sales, property, income, and other taxes to pay for conservation. These are often called “pay as you go” funding sources. When a ballot measure authorizes a new tax, LandVote counts the estimated revenue generated for the duration of the tax. When the tax is not limited to a specific term, a duration of 20 years is used to generate the figure. In all cases the total funds generated over the life of the measure are conservatively estimated and do not reflect likely increases in the tax base. When a ballot measure increases an existing open space tax, LandVote counts only the value of the added increment.

A second type of ballot measure is the bond measure—a ballot question that authorizes the use of bonded indebtedness (general obligation bonds) for the purpose of financing capital improvements such as land conservation. In tabulating results, LandVote counts the face value of the bonds authorized, rather than the much higher value of repaying the bonds in the future. Bonds usually extend for 20 or 30 years.

How does LandVote estimate all the amounts from ballot measures in 2005?

LandVote tabulates local and state conservation ballot measures in two ways: 1) the total measure funding for land acquisition and restoration, and all other purposes, and 2) the open space funding for land acquisition and protection. Both sets of figures document and help explain the substantial voter support that exists for conservation and the voters’ willingness to pay for conservation.



Visit The Trust For Public Land’s LandVote Database..

THE TRUST FOR PUBLIC LAND
CONSERVING LAND FOR PEOPLE

Summary of Measures by Year, 1994-2009

Year	Number of Measures	Fees* (Mill)	Total Funds Approved (Mill)	Conservation Funds Approved (Mill)
1994	48	33	\$1,028,841,126	\$628,849,511
1995	39	30	\$1,224,777,400	\$1,115,839,800
1996	56	74	\$4,967,749,732	\$1,007,842,037
1997	71	59	\$2,547,176,776	\$796,587,794
1998	176	144	\$7,214,109,904	\$5,864,618,934
1999	105	93	\$2,428,021,890	\$2,174,863,256
TOTAL	710	527	\$11,418,690,134	\$6,586,591,895

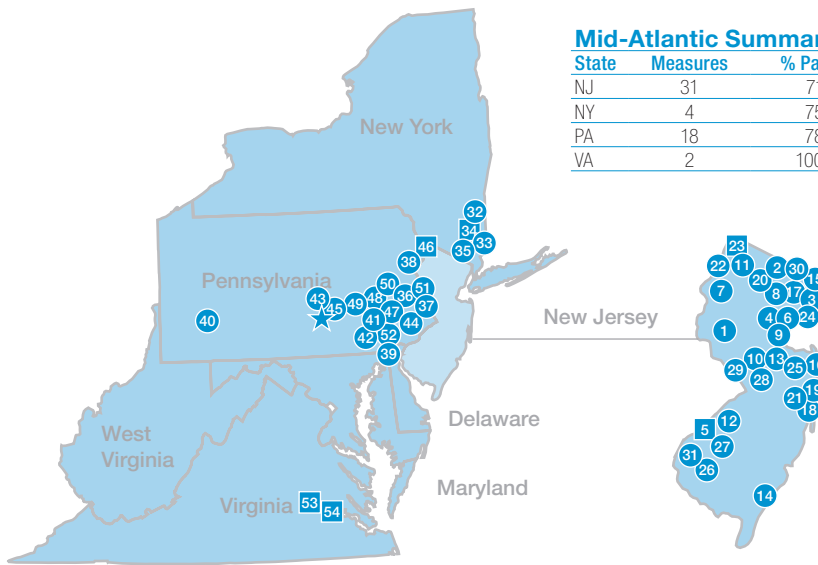
Map 3 - LandVote Passing Measures by State

Legend
Passed Measure

Across the country, dozens of state and local governments vote each year to raise public funds in support of land conservation. The Trust For Public Land’s LandVote Database is the premier source of information about these ballot measures. The database brings together a twelve-year, comprehensive history for all conservation-related ballot measures that have been voted on since 1994.

- How can Graphic Information Systems (GIS) mapping be used to locate local and state ballot measures?
- Would you like to know how much money has been generated by conservation ballot measures since 1999?
- How many measures have involved farmland protection?
- Which finance mechanisms have been the most widely used; bonds, property taxes, or sales taxes?

Find the answer to all of these questions and many more at www.landvote.org.



Mid-Atlantic Summary

Funds Approved

State	Measures	% Pass	Total Measure	Open Space
NJ	31	71%	\$139,792,840	\$139,792,840
NY	4	75%	\$5,000,000	\$5,000,000
PA	18	78%	\$733,910,660	\$406,410,660
VA	2	100%	\$42,400,000	\$30,400,000

Mid-Atlantic Region

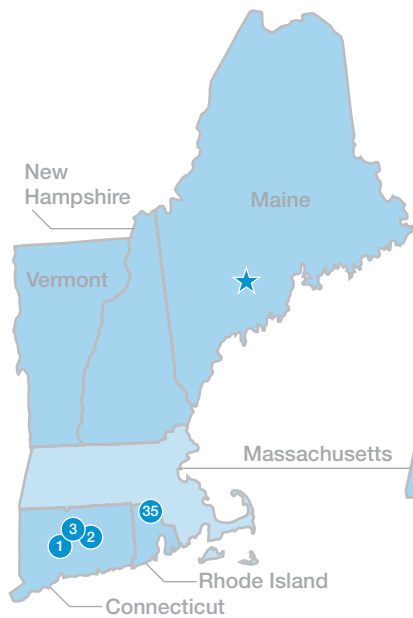
Mid-Atlantic Region Election Results 2005

Funds Approved

State / Jurisdiction	Date	Status	Yes	No	Description	Total Measure	Open Space
1 NJ Alexandria Twp.	Nov. 8	Pass	53%	47%	2 cents per \$100 property tax increase for open space and farmland preservation	\$1,625,000	\$1,625,000
2 NJ Allendale Bor.	Nov. 8	Pass	77%	23%	.5 cent per \$100 property tax to create a Municipal Open Space Trust Fund for the acquisition and preservation of open space	\$1,200,000	\$1,200,000
3 NJ Alpine Bor.	Nov. 8	Pass	55%	45%	10-year, .5 cent per \$100 property tax for the acquisition, development and maintenance of open space and farmland	\$274,200	\$274,200
4 NJ Caldwell Bor.	Nov. 8	Pass	65%	35%	Up to 1 cent per \$100 property tax for open space and farmland acquisition	\$1,329,460	\$1,329,460
5 NJ Camden Co.	Nov. 8	Pass	68%	32%	1 cent per \$100 property tax increase for open space preservation	\$50,000,000	\$50,000,000
6 NJ Chatham Twp.	Nov. 8	Pass	55%	45%	1 cent per \$100 property tax increase for acquiring and maintaining open space	\$5,400,000	\$5,400,000
7 NJ Delaware Twp.	Nov. 8	Fail	44%	56%	4 cents per \$100 property tax increase to purchase open space and farmland		
8 NJ Fair Lawn Bor.	Nov. 8	Pass	60%	40%	.5 cent per \$100 property tax increase to fund the purchase of open space	\$1,800,000	\$1,800,000
9 NJ Harrison Twp.	Nov. 8	Pass	61%	39%	4 cents per \$100 property tax increase for the acquisition of open space and farmland	\$6,000,000	\$6,000,000
10 NJ Hopewell Twp.	Nov. 8	Fail	47%	53%	5-year, 2 cents per \$100 property tax for the preservation of open space		
11 NJ Lafayette Twp.	Nov. 8	Pass	56%	44%	1 to 3 cents per \$100 property tax for open space, farmland and historic preservation	\$1,340,000	\$1,340,000
12 NJ Lumberton Twp.	Nov. 8	Fail	47%	53%	Continuation of 3 cents per \$100 property tax for open space and farmland preservation approved in 2003		
13 NJ Maplewood Twp.	Nov. 8	Pass	61%	39%	1 cent per \$100 property tax for the acquisition of land for recreation and conservation purposes	\$4,427,100	\$4,427,100
14 NJ Northfield	Nov. 8	Fail	40%	60%	Up to 2 cents per \$100 property tax for the acquisition of open space, farmland, and/or recreation areas for conservation purposes		
15 NJ Northvale Bor.	Nov. 8	Pass	57%	43%	5-year, 1 cent per \$100 property tax increase to establish an open space trust fund	\$415,000	\$415,000
16 NJ Ocean Twp.	Nov. 8	Fail	50%	50%	8-year, .8 cent per \$100 property tax increase for open space and farmland preservation		
17 NJ Paramus Bor.	Nov. 8	Fail	44%	56%	5-year, 1 cent per \$100 property tax to create an open space trust fund		
18 NJ Pine Beach Bor.	Nov. 8	Fail	49%	51%	Up to 8 cents per \$100 property tax increase to acquire and develop conservation and recreational properties		
19 NJ Point Pleasant Beach Bor.	Nov. 8	Pass	66%	34%	1 cent per \$100 property tax increase to establish an Open Space Trust Fund	\$1,300,000	\$1,300,000
20 NJ Ridgewood Village	Nov. 8	Fail	50%	50%	.5 cent per \$100 property tax increase for the acquisition and conservation of land for open space, farmland, and recreation		
21 NJ Sea Girt Bor.	Nov. 8	Fail	41%	59%	10-year, 1.5 cents per \$100 property tax for the purpose of acquiring land for conservation, recreation, and historic purposes		
22 NJ Stillwater Twp.	Nov. 8	Pass	55%	45%	10-year, up to 2 cents per \$100 property tax for the purpose of acquiring land for open space, recreation, conservation, and farmland	\$598,500	\$598,000
23 NJ Sussex Co.	Nov. 8	Pass	57%	43%	1.5 cents per \$100 property tax increase for open space and farmland preservation	\$45,000,000	\$45,000,000

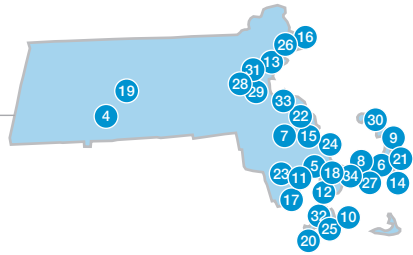
Mid-Atlantic Region (continued)

24	NJ	Tenafly Bor.	Nov. 8	Pass	56%	44%	10-year, 1 cent per \$100 property tax increase to establish an open space trust fund	\$5,740,000	\$5,740,000
25	NJ	Tinton Falls Bor.	Nov. 8	Pass	50%	50%	1.5 cent per \$100 property tax increase for the preservation of open space, farmland, and recreational lands	\$3,736,240	\$3,736,240
26	NJ	Upper Pittsgrove Twp.	Nov. 8	Pass	60%	40%	3 cents per \$100 property tax for the acquisition of open space and farmland	\$892,860	\$892,860
27	NJ	West Deptford Twp.	Nov. 8	Pass	56%	44%	1 cent per \$100 property tax increase for the acquisition, development, and maintenance of land for conservation purposes	\$2,800,000	\$2,800,000
28	NJ	West Windsor Twp.	Nov. 8	Pass	74%	26%	Continuation of 7 cent property tax for open space acquisition. PASSAGE of referendum would REDUCE the open space tax to 5-cents.		
29	NJ	Westampton Twp.	Nov. 8	Pass	65%	35%	20-year, 2 cents per \$100 property tax increase for open space preservation	\$3,529,840	\$3,529,840
30	NJ	Woodcliff Lake Bor.	Nov. 8	Pass	63%	37%	5-year continuation of 1 cent per \$100 property tax for the open space trust fund	\$1,797,480	\$1,797,480
31	NJ	Woodstown Bor.	Nov. 8	Pass	58%	42%	2 cents per \$100 property tax for the purchase of open space	\$587,160	\$587,160
32	NY	Beekman	Nov. 8	Pass	72%	28%	Bond to buy land or conservation easements for farmland preservation	\$3,000,000	\$3,000,000
33	NY	North Salem	Nov. 8	Pass	64%	36%	Bond for the acquisition of parks and open spaces	\$2,000,000	\$2,000,000
34	NY	Putnam Co.	Nov. 8	Fail	49%	51%	Bond for the protection of water quality of rivers, lakes and streams; natural land and open space acquisition, development rights to farms, and environmentally sensitive areas		
35	NY	Yorktown	Nov. 8	Pass	61%	39%	\$5M Bond to purchase open space		
36	PA	Bedminster Twp.	May 17	Pass	69%	31%	Bond to acquire open space, agricultural or natural resource conservation easements, development rights or recreation and historic lands	\$2,500,000	\$2,500,000
37	PA	Bedminster Twp.	Nov. 8	Pass	51%	49%	.25% earned income tax used to acquire open space, agricultural conservation easements and recreation and historic properties	\$10,270,660	\$10,270,660
38	PA	Bushkill Twp.	Nov. 8	Pass	66%	34%	.25% earned income tax increase to purchase development rights	\$3,140,000	\$3,140,000
39	PA	Chadds Ford Twp.	May 17	Pass	72%	28%	.28 millage increase for buying land, easements, and development rights for the preservation of open space	\$2,500,000	\$2,500,000
40	PA	Derry Twp.	May 17	Fail	44%	56%	10-year, 1% earned income tax increase for land acquisition and preservation		
41	PA	Honey Brook Twp.	Nov. 8	Pass	51%	49%	.5% earned income tax increase for the purchase of open space and farmland	\$10,000,000	\$10,000,000
42	PA	Kennett Twp.	May 17	Pass	76%	24%	.25% of one percent earned income tax for open space preservation	\$14,000,000	\$14,000,000
43	PA	Middletown Twp.	May 17	Pass	79%	21%	Bond to purchase 72 acres of land to keep as open space	\$8,500,000	\$8,500,000
44	PA	Moore Twp.	May 17	Pass	55%	45%	.25% earned income tax increase to fund farmland preservation	\$10,000,000	\$10,000,000
45	PA	Mount Joy Twp.	Nov. 8	Pass	61%	39%	Bond for the preservation of farmland and forestland	\$2,000,000	\$2,000,000
★	PA	Pennsylvania	May 17	Pass	61%	39%	"Growing Greener II", Environmental bond for watershed protection, expansion of open space and farmland, and maintenance	\$625,000,000	\$297,500,000
46	PA	Pike Co.	Nov. 8	Pass	67%	33%	Bond for scenic rural preservation and open space purchases	\$10,000,000	\$10,000,000
47	PA	Plumstead Twp.	Nov. 8	Pass	77%	23%	Bond to purchase open space and conservation easements	\$8,000,000	\$8,000,000
48	PA	Schuylkill Twp.	Nov. 8	Fail	42%	58%	Bond for the purchase of open space and other natural and scenic resources		
49	PA	Solebury Twp.	Nov. 8	Pass	88%	12%	Bond for the acquisition and protection of open space, farmland, and recreational areas	\$18,000,000	\$18,000,000
50	PA	South Middleton Twp.	Nov. 8	Fail	44%	56%	.25% earned income tax increase to buy and preserve farmland and open space		
51	PA	Upper Makefield Twp.	Nov. 8	Pass	80%	20%	Bond for open space and farmland preservation	\$10,000,000	\$10,000,000
52	PA	Wallace Twp.	Nov. 8	Fail	37%	63%	.25% earned income tax increase to preserve and protect watersheds, habitats, open space, farmland and parks		
53	VA	Henrico Co.	Mar. 8	Pass	58%	42%	Bond for the acquisition, construction, and furnishing of one or more future park sites	\$22,400,000	\$10,400,000
54	VA	James City Co.	Nov. 8	Pass	78%	22%	Bond to acquire land to serve as green space, and for the preservation of agricultural and forest lands	\$20,000,000	\$20,000,000



New England Summary			Funds Approved	
State	Measures	% Pass	Total Measure	Open Space
CT	3	66%	\$5,000,000	\$5,000,000
MA	31	90%	\$283,794,360	\$94,592,119
ME	1	100%	\$12,000,000	\$12,000,000
RI	1	100%	\$3,000,000	\$3,000,000

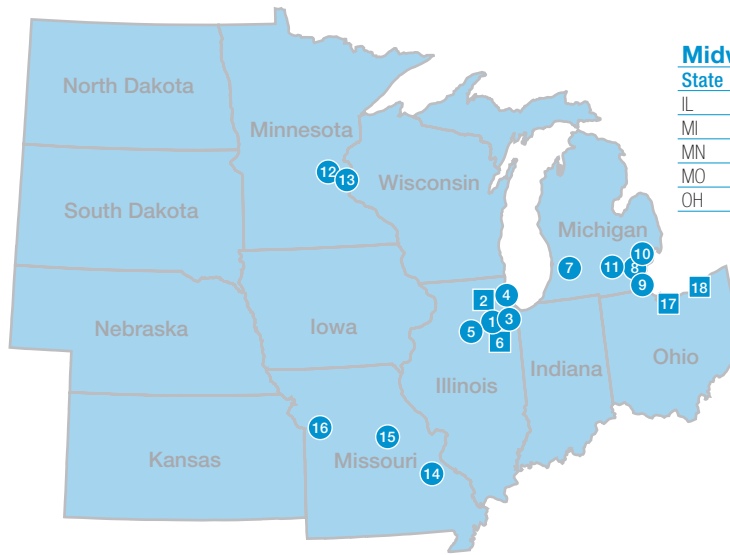
New England Region



New England Region Election Results 2005

State / Jurisdiction	Date	Status	Status		Description	Funds Approved		
			Yes	No		Total Measure	Open Space	
1 CT	Farmington	May 5	Pass	61%	39%	Bond to acquire land for open space and recreation	\$1,000,000	\$1,000,000
2 CT	Mansfield	Nov. 8	Fail	45%	55%	Bond for the acquisition of land for open space and recreational uses		
3 CT	South Windsor	Nov. 8	Pass	64%	36%	Bond for the acquisition and preservation of open space and farmland	\$4,000,000	\$4,000,000
4 MA	Belchertown	May 16	Pass	55%	45%	CPA, 1.5% property tax surcharge	\$4,400,000	\$1,460,667
5 MA	Bourne	Apr. 6	Pass	84%	16%	CPA, 3% property tax surcharge	\$14,800,000	\$4,933,333
6 MA	Brewster	May 17	Pass	82%	18%	CPA, 3% property tax surcharge	\$11,506,380	\$3,835,460
7 MA	Bridgewater	Apr. 23	Pass	62%	38%	CPA, 2% property tax surcharge	\$5,600,000	\$1,866,667
8 MA	Dennis	May 10	Pass	89%	11%	CPA, 3% property tax surcharge	\$15,500,000	\$5,166,666
9 MA	Eastham	May 17	Pass	89%	11%	CPA, 3% property tax surcharge	\$7,697,160	\$2,565,720
10 MA	Edgartown	Apr. 14	Pass	52%	48%	CPA, 3% property tax surcharge	\$8,156,980	\$2,718,993
11 MA	Fairhaven	Apr. 4	Pass	57%	43%	CPA, 2% property tax surcharge	\$3,757,220	\$1,252,407
12 MA	Falmouth	May 17	Pass	85%	15%	CPA, 3% property tax surcharge	\$35,422,760	\$11,807,586
13 MA	Hamilton	May 12	Pass	57%	43%	CPA, 2% property tax surcharge	\$5,360,000	\$1,786,667
14 MA	Harwich	May 17	Pass	82%	18%	CPA, 3% property tax surcharge	\$6,000,000	\$2,000,000
15 MA	Kingston	Apr. 23	Pass	68%	32%	CPA, 3% property tax surcharge	\$7,200,000	\$2,400,000
16 MA	Manchester-by-the-Sea	May 17	Pass	57%	43%	CPA, .5% property tax surcharge	\$1,280,000	\$426,667
17 MA	Marion	May 31	Pass	71%	29%	CPA, 2% property tax surcharge	\$3,600,000	\$1,200,000
18 MA	Mashpee	May 7	Pass	88%	12%	CPA, 3% property tax surcharge	\$14,000,000	\$4,666,667
19 MA	Northampton	Nov. 8	Pass	51%	49%	CPA, 3% property tax surcharge	\$12,000,000	\$4,000,000
20 MA	Oak Bluffs	Apr. 14	Pass	54%	46%	CPA, 3% property tax surcharge	\$6,804,660	\$2,268,220
21 MA	Orleans	May 17	Pass	93%	7%	CPA, 3% property tax surcharge	\$8,716,700	\$2,905,567
22 MA	Randolph	Apr. 5	Pass	50%	50%	CPA, 2% property tax surcharge	\$8,640,000	\$2,880,000
23 MA	Raynham	Apr. 23	Fail	40%	60%	CPA, 3% property tax surcharge		
24 MA	Sandwich	May 5	Pass	80%	20%	CPA, 3% property tax surcharge	\$11,700,000	\$3,900,000
25 MA	Tisbury	Apr. 19	Pass	61%	39%	CPA, 3% property tax surcharge	\$6,951,820	\$2,317,273
26 MA	Topsfield	May 5	Fail	34%	66%	CPA, 3% property tax surcharge		
27 MA	Truro	May 10	Pass	83%	17%	CPA, 2% property tax surcharge	\$4,640,460	\$1,546,820
28 MA	Waltham	Nov. 8	Pass	50%	50%	CPA, 2% property tax surcharge	\$35,000,000	\$11,666,666
29 MA	Watertown	Nov. 8	Fail	41%	59%	CPA, 2% property tax surcharge		
30 MA	Wellfleet	May 2	Pass	72%	28%	CPA, 3% property tax surcharge	\$5,800,700	\$1,933,567
31 MA	Wenham	May 7	Pass	77%	23%	CPA, 3% property tax surcharge	\$4,000,000	\$1,333,333
32 MA	West Tisbury	Apr. 14	Pass	53%	47%	CPA, 3% property tax surcharge	\$4,743,540	\$1,581,180
33 MA	Weymouth	Nov. 8	Pass	51%	49%	CPA, 1% property tax surcharge	\$9,000,000	\$3,000,000
34 MA	Yarmouth	May 2	Pass	80%	20%	CPA, 3% property tax surcharge	\$21,515,980	\$7,171,993
★ ME	Maine	Nov. 8	Pass	65%	35%	Bond to purchase land to protect water fronts, habitat, and farmland	\$12,000,000	\$12,000,000
35 RI	Lincoln	Nov. 8	Pass	76%	24%	Bond for the acquisition and preservation of open space	\$3,000,000	\$3,000,000

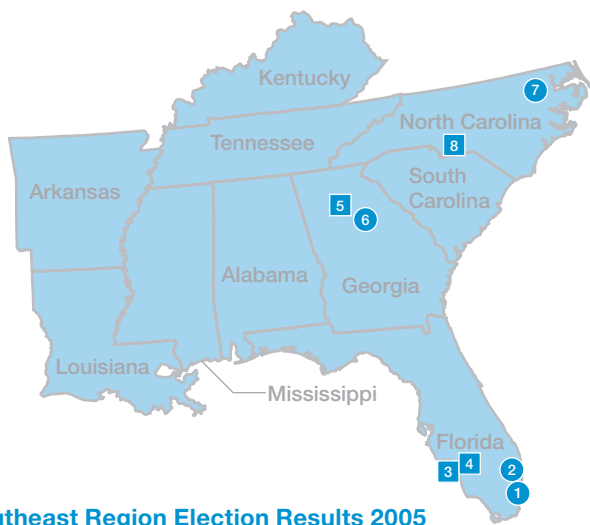
Midwest Region



Midwest Summary			Funds Approved	
State	Measures	% Passed	Total Measure	Open Space
IL	6	67%	\$208,385,000	\$208,385,000
MI	5	60%	\$12,893,770	\$12,893,770
MN	2	100%	\$13,695,000	\$8,000,000
MO	3	100%	\$50,120,000	\$35,620,000
OH	2	50%	\$123,000,000	\$10,000,000

Midwest Region Election Results 2005

Midwest Region Election Results 2005							Funds Approved	
State / Jurisdiction	Date	Status	Yes	No	Description	Total Measure	Open Space	
1 IL Campton Twp.	Apr. 5	Pass	74%	26%	Bond for further open space acquisition and preservation	\$28,385,000	\$28,385,000	
2 IL Kane Co. Forest Preserve District	Apr. 5	Pass	65%	35%	Bond to purchase additional open space	\$75,000,000	\$75,000,000	
3 IL Lyons Twp.	Apr. 5	Fail	25%	75%	Bond for the purpose of procuring and improving one or more small parks			
4 IL Plato Twp.	Apr. 5	Fail	29%	71%	Request to increase the property tax levy by 35.4% for the care of parks and to buy open space			
5 IL Romeoville	Apr. 5	Pass	50%	50%	Real estate transfer tax increase to continue preserving open space and parks	\$10,000,000	\$10,000,000	
6 IL Will Co. Forest Preserve District	Apr. 5	Pass	53%	47%	Bond to pay for new land acquisitions	\$95,000,000	\$95,000,000	
7 MI Augusta Twp.	Feb. 22	Fail	42%	58%	5-year, .5 mill property tax increase for the permanent preservation of farmland, open space, wildlife habitat, and water quality			
8 MI Berlin Charter Twp.	Feb. 22	Fail	22%	78%	10-year, 1 mill property tax increase for a purchase of development rights program to preserve farmland and open space			
9 MI Grosse Ile Twp.	Nov. 8	Pass	61%	39%	3-year, 1 mill property tax renewal to purchase land for open space	\$1,836,000	\$1,836,000	
10 MI Rochester Hills	Sept. 13	Pass	53%	47%	10-year, .3 mill property tax for the preservation of green space	\$10,205,930	\$10,205,930	
11 MI Webster Twp.	Aug. 2	Pass	69%	31%	5-year, .5 mill property tax increase for the preservation of farmland, open space, wildlife habitat, scenic views, and water quality	\$851,840	\$851,840	
12 MN Eden Prairie	Nov. 8	Pass	58%	42%	Bond for the acquisition of park land and the improvement of existing parks	\$4,695,000	\$2,000,000	
13 MN Woodbury	Nov. 8	Pass	65%	35%	Bond to purchase open space throughout the city and to finance park improvements	\$9,000,000	\$6,000,000	
14 MO Bel-Ridge	Feb. 5	Pass	82%	18%	Half-cent sales tax increase for parks and storm water control	\$120,000	\$120,000	
15 MO Columbia	Nov. 8	Pass	53%	47%	5-year, extension of one-eighth of one percent sales tax for local parks	\$12,000,000	\$2,500,000	
16 MO Lee's Summit	Apr. 5	Pass	69%	31%	10-year, one-quarter of one percent sales tax for park improvements, including the acquisition and development of parks and greenways	\$38,000,000	\$33,000,000	
17 OH Erie Co. Metroparks	Nov. 8	Fail	41%	59%	10-year, .5 mill replacement levy to conserve, acquire, improve, and protect land and water areas for parks and forestland			
18 OH Lake Co. Metroparks District	Nov. 8	Pass	57%	43%	10-year, 1.9 mill property tax levy to acquire and develop park land	\$123,000,000	\$10,000,000	

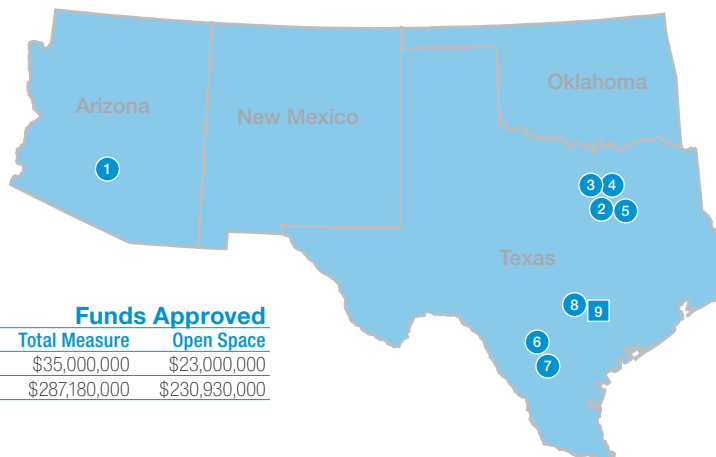


Southeast Summary			Funds Approved	
State	Measures	% Passed	Total Measure	Open Space
FL	4	100%	\$375,000,000	\$288,000,000
GA	2	100%	\$118,460,000	\$35,000,000
NC	2	50%	\$10,000,000	\$10,000,000

Southeast Region

Southeast Region Election Results 2005

State / Jurisdiction	Date	Status	Yes	No	Description	Funds Approved	
						Total Measure	Open Space
1 FL Davie	Sept. 29	Pass	60%	40%	Bond to purchase and preserve open space, habitat, parks and trails	\$25,000,000	\$25,000,000
2 FL Pembroke Pines	Mar. 8	Pass	53%	47%	Bond issue to pay for capital improvements and to buy land for preservation	\$100,000,000	\$13,000,000
3 FL Sarasota Co.	Nov. 8	Pass	80%	20%	10-year, .25 mill property tax extension to purchase and protect environmentally sensitive lands		
4 FL Sarasota Co.	Nov. 8	Pass	78%	22%	Bond for the acquisition and management of environmentally sensitive lands and neighborhood parkland	\$250,000,000	\$250,000,000
5 GA DeKalb Co.	Nov. 8	Pass	52%	48%	Bond for green space and park projects including land acquisition	\$96,460,000	\$30,000,000
6 GA Smyrna	Mar. 15	Pass	84%	16%	Bond issue for parks and recreation upgrades	\$22,000,000	\$5,000,000
7 NC Cary	May 3	Pass	75%	25%	Bond to preserve natural resources including open space, wildlife, and watershed protection	\$10,000,000	\$10,000,000
8 NC Mecklenburg Co.	Nov. 8	Fail	47%	53%	Bond for the purchase of land to protect the Mountain Island Lake watershed, and for community college and public school purposes		



Southwest Region

Southwest Summary			Funds Approved	
State	Measures	% Passed	Total Measure	Open Space
AZ	1	100%	\$35,000,000	\$23,000,000
TX	8	100%	\$287,180,000	\$230,930,000

Southwest Region Election Results 2005

State / Jurisdiction	Date	Status	Yes	No	Description	Funds Approved	
						Total Measure	Open Space
1 AZ Peoria	May 17	Pass	77%	23%	Bond to acquire, construct, improve and equip one or more parks for use as open space and for recreational purposes	\$35,000,000	\$23,000,000
2 TX Arlington	May 7	Pass	59%	41%	Bond to acquire, develop, renovate and improve parks and open spaces	\$13,600,000	\$3,375,000
3 TX Denton	Feb. 5	Pass	54%	46%	Bond for park system improvements	\$10,700,000	\$7,000,000
4 TX Plano	May 7	Pass	73%	27%	Bond for parks and recreation facilities	\$57,775,000	\$37,600,000
5 TX Rockwall	Nov. 8	Pass	59%	41%	Bond for the creation of new trails and parks throughout the city	\$5,955,000	\$5,955,000
6 TX San Antonio	May 7	Pass	55%	45%	1/2 of one percent sales tax to permanently protect significant portions of watershed that contribute to Edwards Aquifer to protect the city's drinking water. Land will also be protected for wildlife habitat.	\$90,000,000	\$90,000,000
7 TX San Antonio	May 7	Pass	54%	46%	1/2 of one percent sales tax to fund the acquisition of open space and linear parks	\$45,000,000	\$45,000,000
8 TX San Marcos	Nov. 8	Pass	68%	32%	Bond for the purchase of green space in the Rogers Ridge area in the Spring Lake watershed	\$2,000,000	\$2,000,000
9 TX Travis Co.	Nov. 8	Pass	66%	34%	Bond to purchase open space, improve existing facilities and build new parks	\$62,150,000	\$40,000,000

West Region

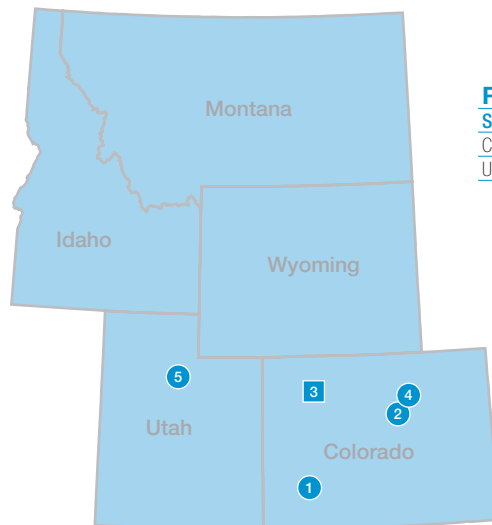
West Summary			Funds Approved	
State	Measures	% Passed	Total Measure	Open Space
CA	5	40%	\$6,000,000	\$2,600,000
WA	2	100%	\$124,300,000	\$45,000,000



West Region Election Results 2005

State / Jurisdiction	Date	Status	Yes	No	Description	Funds Approved	
						Total Measure	Open Space
1 CA Carmel-by-the-Sea	Apr. 5	Fail	54%	46%	2% increase in hotel room tax, a portion of which would maintain, protect and enhance the city's beach, parks, open space and forest (2/3 required)		
2 CA Marinwood Community Services District	May 8	Pass	71%	29%	Measure D, \$75 dollar increase on each land parcel for parks, open space, and street landscape maintenance	\$5,200,000	\$1,800,000
3 CA Portola Valley	Nov. 8	Pass	58%	42%	4-year, extension of 2% utility tax to acquire and preserve open space	\$800,000	\$800,000
4 CA Santa Clarita	Nov. 22	Fail	47%	53%	\$25.10 assessment on property owners for the creation of the City of Santa Clarita Open Space and Parkland Preservation District		
5 CA Seacliff	May 3	Fail	63%	37%	Measure V, 30-year, \$98 per residential unit property tax to support parks, recreation, and cultural facilities (2/3 required)		
6 WA Greater Clark Parks District	Feb. 8	Pass	50%	50%	27 cents per \$1,000 property tax to create a metropolitan parks district	\$40,000,000	\$40,000,000
7 WA Metro Parks Tacoma	Nov. 8	Pass	62%	38%	Park improvement bond with some funding for land acquisition (2/3 required)	\$84,300,000	\$5,000,000

Rocky Mountain Region



Rocky Mountain Summary			Funds Approved	
State	Measures	% Passed	Total Measure	Open Space
CO	4	100%	\$109,280,000	\$71,780,000
UT	1	0%	\$ 0	\$ 0

Rocky Mountain Region Election Results 2005

State / Jurisdiction	Date	Status	Yes	No	Description	Funds Approved	
						Total Measure	Open Space
1 CO Durango	Apr. 5	Pass	55%	45%	20-year, .5 cent sales tax increase to fund open space preservation, parks, and trail development	\$70,000,000	\$35,000,000
2 CO Evergreen PRD	Nov. 1	Pass	62%	38%	Bond for recreation facilities and the purchase of land for recreation, open space and trails	\$6,500,000	\$4,000,000
3 CO Routt Co.	Nov. 1	Pass	59%	41%	20-year, 1.5 mill levy for the preservation of water quality, wildlife habitat, ranchlands and natural areas	\$20,780,000	\$20,780,000
4 CO Superior	Nov. 1	Pass	55%	45%	Bond to preserve open space and other natural areas	\$12,000,000	\$12,000,000
5 UT Alpine City	Nov. 8	Fail	25%	75%	Bond for open space, wildlife habitat, and watershed protection		



Vote for Land and Water

Created by The Trust for Public Land in 2000 to serve the conservation community, the Conservation Campaign mobilizes public support for ballot measures and legislation that create public funds to protect land and water resources.

Announcing our redesigned website, the premier resource for conservation campaigns!

For Conservationists

Vote for Conservation

See our map of upcoming elections

Voice your Opinion

Contact legislators, write to newspapers

Volunteer your Time

Help a campaign in a place you care about

For Campaigns

Visibility

Register your campaign or lobbying organization for national exposure

Virtual Marketplace

Recruit volunteers, solicit contributions

Venture Funding

Apply for a grant from the Conservation Campaign

www.conservationcampaign.org



THE TRUST FOR PUBLIC LAND
CONSERVATION FINANCE PROGRAM
33 UNION STREET
BOSTON, MA 02108
TEL 617-367-6200 / FAX 617-367-9885
WWW.TPL.ORG

printed on recycled paper