



*published by* THE TRUST FOR PUBLIC LAND  
AND LAND TRUST ALLIANCE

AMERICANS INVEST IN  
PARKS & OPEN SPACE

---

# LANDVOTE 2004





The Trust for Public Land conserves land for people to enjoy as parks, gardens, and other natural places, ensuring livable communities for generations to come.

#### **Conservation Finance Program**

TPL's Conservation Finance Program assists land trusts, communities, and states in creating and expanding sources of public funding for land conservation. Since 1996, TPL has helped pass more than 274 local and state ballot measures and state legislation which have generated over \$21.6 billion in new funding for parks and open space.

Visit TPL on the web at [www.tpl.org](http://www.tpl.org) to learn about

#### **Conservation Finance:**

- Strategies: The nuts and bolts on raising state and local conservation funds
- Local Case Studies: Real-life stories from successful county and municipal conservation finance measures
- State Funding Profiles: Summary information on state funding for parks and open space conservation
- Services: A complete listing of TPL's Conservation Finance services and information on TPL's team of experts



The Land Trust Alliance, founded in 1982, promotes voluntary land conservation across the country and provides resources, leadership, and training to the nation's 1,200-plus nonprofit, grassroots land trusts, helping them to protect important open spaces.

Visit LTA on the web at [www.lta.org](http://www.lta.org) to learn about:

- LTA in Your Region: Programs, grants, training, and more for local land trusts
- Public Policy: Supporting land trusts' land conservation goals
- Publications: Books, videos, brochures, and more for land trusts, attorneys, financial advisers, and landowners
- Finding a Land Trust: Locate local land trusts in your area

#### **The Trust for Public Land**

Will Rogers	President
D. Ernest Cook	Senior Vice President & Director, Conservation Finance Program
Will Abberger	Associate Director, Conservation Finance Program
Adam Eichberg	Associate Director, Conservation Finance Program
William P. Lee	Conservation Finance Counsel
Matthew Zieper	Research Director
Wendy Muzzy	Program Manager
Nikki Georges-Clapp	Senior Research Associate

#### **Land Trust Alliance**

Rand Wentworth	President
Russell Shay	Director of Public Policy

#### **LandVote**

Andrew du Moulin	Project Director
Brook Zeisse	Designer

Dear Friends,

Growth in America's cities and countryside is inevitable.

According to a Brookings Institution report, U.S. population is expected to increase 33 percent over the next 25 years, requiring half the nation's largest cities to double the number of homes, stores, factories, and offices that exist today.

But growth needn't come at the expense of environmental health and quality of life. Over the past decade, American voters have reacted to accelerating growth by reaching into their pockets to preserve land for public benefit. This includes land for parks and trails, as well as land that preserves local history and culture; safeguards clean water, community agriculture and forestry; and protects the quality of life on which economic wellbeing depends.

The Trust for Public Land and the Land Trust Alliance are pleased to present *LandVote 2004*, our annual report detailing the year's conservation ballot measures. In 2004, state and local voters approved 75 percent of the 217 conservation measures on ballots nationwide, generating \$4 billion in new conservation funding and continuing a rate of success that has been consistent since 1996. Leading the way were county measures, which enjoyed an almost 80 percent passage rate and accounted for nearly three-quarters of total new conservation funding.

One of the most striking facts about this year's results was their success with voters of all political stripes in an otherwise polarized electorate. A divided electorate found common ground when it comes to conservation as a common-sense response to the challenges of growth.

The shape of America will be determined over the next few decades, and there will be no second chances for communities that turn their back on today's conservation challenges. This report carries great news—that states and communities nationwide are taking charge of their conservation future.

It also offers a promise to state and community officials who may be contemplating conservation funding measures: voters are concerned about the impact of growth and ready to support conservation at the polls once they understand that it is the future itself that is at stake.



Will Rogers  
President  
The Trust for Public Land

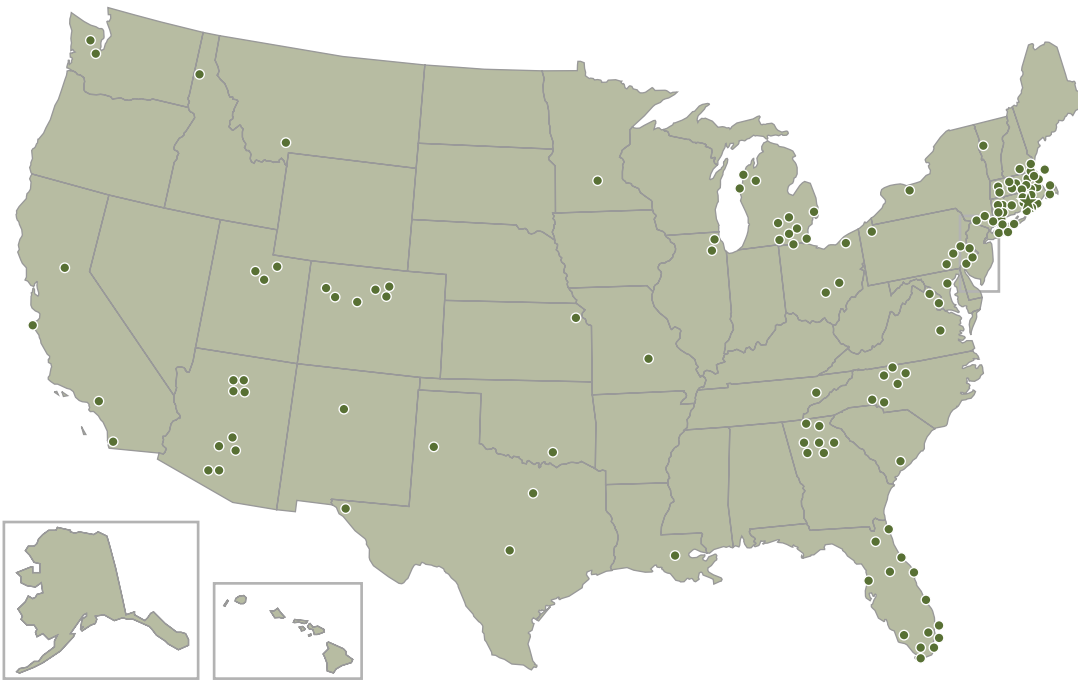


Rand Wentworth  
President  
Land Trust Alliance

## Introduction

# Contents

NATIONAL OVERVIEW.....	I
FREQUENTLY ASKED QUESTIONS .....	3
WEST REGION .....	4
SOUTHWEST REGION .....	6
ROCKY MOUNTAIN REGION .....	7
SOUTHEAST REGION .....	9
MIDWEST REGION.....	12
MID-ATLANTIC REGION .....	14
NEW ENGLAND REGION .....	17



#### Measures 2004

- Local Measure Passed
- ★ Statewide Measure Passed

## National Overview

### Land Conservation Voting Results

2000	2001	2002	2003	2004
181 measures passed (84%)	142 measures passed (71%)	144 measures passed (73%)	101 measures passed (75%)	162 measures passed (75%)
\$12.4B	\$2.1B	\$9.6B	\$1.7B	\$26.2B

(success rate)

Judging from the post-election political maps of red and blue, our nation couldn't have been more sharply divided in the November elections. But when it came to protecting land, citizens from President George Bush's Texas to Senator John Kerry's Massachusetts voted in sync.

In the Republican stronghold of Texas, it's hard to find a place more red than Kendall County. But on the day Kendall County's voters picked President Bush over Senator Kerry by a margin of 82 percent to 18 percent, they also approved a \$5 million bond to fund parks creation. In conservative Montana, Gallatin County voted for President Bush and also voted for a \$10 million land conservation bond. In counties that voted for President Bush nationwide, 73 percent of the conservation measures on the ballot won.

What's going on here? At the highest level, the widespread success of conservation ballot measures shows that Americans of all political colors support some measure of environmental protection. They may disagree about oil drilling in Alaska or logging in national forests, but when it comes to protecting the environment in their own neighborhoods, a majority of voters are green.

Going deeper than that, the nationwide support for these measures shows how they are structured differently to meet varying open-space needs. While Gallatin County's measure focuses on protecting agricultural land, Kendall County's bond will pay for the county to start a public park system. And in Massachusetts, voters in 10 towns approved measures on November 2 under the state's Community Preservation Act, which allocates funds to open space protection but also to two other local priorities: affordable housing and historic preservation.

The politics behind these ballot measures is often the

### Largest State and Local Measures Passed in 2004

Location	Total Measure	Open Space	Yes	No
<b>New England</b>				
Rhode Island, RI	\$70,000,000	\$59,000,000	71%	29%
Barnstable, MA (CPA)	\$43,888,060	\$14,629,353	78%	22%
Needham, MA (CPA)	\$20,311,040	\$6,770,347	57%	43%
<b>Mid-Atlantic</b>				
Hunterdon Co., NJ	\$105,560,000	\$105,560,000	76%	24%
Brookhaven, NY	\$100,000,000	\$100,000,000	70%	30%
Suffolk Co., NY	\$75,000,000	\$75,000,000	68%	32%
<b>Southeast</b>				
Charleston Co., SC	\$1,303,360,000	\$221,571,200	59%	41%
Miami-Dade Co., FL	\$680,258,000	\$90,000,000	66%	34%
Gwinnett Co., GA	\$550,000,000	\$85,500,000	65%	35%
<b>Midwest</b>				
Columbus, OH	\$46,640,000	\$46,640,000	75%	25%
Washtenaw Co., MI	\$35,600,000	\$35,600,000	64%	36%
Lake Co. Metroparks District, OH	\$14,000,000	\$14,000,000	63%	37%
<b>Southwest</b>				
Scottsdale, AZ	\$430,000,000	\$230,000,000	55%	45%
Pima Co., AZ	\$174,300,000	\$174,300,000	66%	34%
Pima Co., AZ	\$96,450,000	\$96,450,000	62%	38%
<b>Rocky Mountain</b>				
Adams Co., CO	\$173,037,640	\$173,037,640	54%	46%
Boulder Co., CO	\$84,000,000	\$75,600,000	55%	45%
Carbondale, CO	\$12,600,000	\$12,600,000	75%	25%
<b>West</b>				
San Diego Co., CA	\$14,000,000,000	\$880,000,000	67%	33%
Sacramento Co., CA	\$4,740,000,000	\$48,000,000	75%	25%
Los Angeles, CA	\$500,000,000	\$100,000,000	76%	24%

antithesis of environmentalists versus developers. In Gallatin County, conservative ranchers have been a key part of the land-protection coalition. And there wasn't even an organized opposition to Kendall County's measure, which passed by 62 percent to 38 percent.

A self-described libertarian, Gallatin County rancher Mike Lane shares with his neighbors a deeply-held dislike of taxes, regulations and government programs. But he strongly backed ballot measures in 2000 and

#### Abbreviations and Symbols Used

<b>Co.</b>	County
<b>Bor.</b>	Borough
<b>Twp.</b>	Township
<b>D</b>	District
<b>PD</b>	Park District
<b>P&amp;RD</b>	Park and Recreation District
<b>RD</b>	Recreation District
<b>CPA</b>	Community Preservation Act Massachusetts
<b>1</b>	City or Town Measure
<b>1</b>	County Measure
<b>★</b>	Statewide Measure

## National Overview (continued)

2004 to spend taxpayer money on conservation, and serves as chairman of the Open Lands Board that oversees the program.

Lane worries that the county's way of life and rich agricultural traditions are threatened by the rapid spread of housing subdivisions. Gallatin is one of Montana's fastest-growing counties; from 1978 to 1992, the county lost 295 square miles of farm and ranch land, one-fifth of all its privately-owned land. In 1997, Gallatin County's commissioners formed a task force to create an open space preservation plan. The task force issued a blunt warning: "Given this growth rate, if the County fails to take effective action, the Task Force estimates that in 5 to 10 years it will be too late to preserve open space to the extent needed to maintain quality of life and a significant agricultural community."

"The local farmers and ranchers can't compete, paying those prices that out-of-staters are willing to pay for that ground," Lane says. "So a lot of guys are leaving the county, buying ranches in eastern Montana." Lane himself has no intention of leaving. With deep roots in Gallatin County agriculture – his family has been ranching the same land since the 1860s – he is instead working on a solution.

But the methods used to protect land elsewhere – zoning, greenbelts, and other development prohibitions – are anathema to many ranchers, who view them as a theft of private property by the government.

The county's solution was a November 2000 ballot measure raising \$10 million to buy conservation easements on working agricultural land. These easements pay the owners of agricultural land to give up their development rights. Leveraging the \$10 million with federal, state, and private foundation funds, the program has so far protected 34 square miles of open space. In November 2004 the county went back to the voters for another \$10 million, and voters approved the measure by a bigger margin this time around.

Rural counties like Gallatin traditionally saw little need to impose restrictions on development or use public funds to purchase parkland. Development restrictions were resented as government encroachment on private property rights, and few were willing to pay higher taxes to buy parkland in areas with plenty of open space on farms and ranches.

These counties, which dominate the broad swathe of red states in the south and west, have overwhelmingly voted Republican in recent elections. But increasingly, they are also voting green. Rapid population growth is driving support for land conservation measures. Subdivisions are replacing family farms, taxes are rising to fund new schools, and quiet towns are seeing their first traffic congestion. In areas with once-boundless expanses of open land, residents are realizing that they will end up with little open space unless they secure the land soon.

Conservative voters often support open space measures because they make strong economic

sense. Lane points out that new subdivisions cost a county far more than they contribute in taxes. "Our taxes are going up because we're having to expand the schools," Lane says. "There are more people here demanding more services. The county jail isn't big enough; before it was 20 years old it was obsolete."

In mostly rural Kendall County, Texas, the only public park is the Comfort town square; people didn't see the need for a park system when they were surrounded by so much open space. But the county is fast becoming a bedroom community of San Antonio – the country's eighth-largest city and one of its fastest-growing – as commuters move to Kendall for its cheap land and its rural quality of life.

"Fifteen years ago, if you weren't here for six months you'd drive down the road and see one or two new houses; now you do that and there's one or two new subdivisions," says Eddie Vogt, the Republican county judge who heads the county government.

A citizens committee drew up a master plan for parks and open space in 2004. In November, county voters approved a \$5 million bond measure to fund parkland purchases. It wasn't a moment too soon.

"The county is exploding," says Brent Evans, director of the Cibolo Conservancy, a local land trust. "The main street in this little town is now congested. The reason people move here is starting to disappear."

Across the country, blue state Rhode Island is competing to attract knowledge industries and create jobs. One of its major draws is quality of life, including easy access to the beaches and waterways of Narraganset Bay and the Atlantic coast. But water pollution – caused in part by excess nutrients from wastewater plants, and nutrients and bacteria from stormwater runoff – caused a series of fish kills and beach closures along Narraganset Bay over the past two years.

In November, Rhode Island voters approved a \$70 million bond to fund open space, recreation, and water quality. \$19 million of the money will fund better wastewater treatment, control stormwater pollution, reduce agricultural and marina runoff, and restore habitats along the waterline.

"If you look at Rhode Island's real competitive advantages, quality of life is in the top three," says Michael McMahon, executive director of the Rhode Island Economic Development Corp., a state agency. "It just doesn't happen, you really have to protect it."

Counter to the stereotype that business is inherently anti-environment and anti-tax, Rhode Island business groups including its chambers of commerce were strong supports of the measure.

"No one likes to pay taxes," McMahon says. "The only thing worse than paying taxes is paying taxes and not getting something in return. The good thing about conservation is that it's very tangible. You can see a park, you can see a protected open space, you can experience clean water."

# Frequently Asked Questions

## What do the results in *LandVote 2004* say about land conservation in America?

LandVote documents remarkable and consistent support for open space protection among voters across the United States. The results in LandVote make clear that Americans care deeply about parks and other special places and that they will raise their own taxes to protect them.

## Can my county, town, or state seek to pass an open space ballot measure to conserve land?

While laws and practices vary widely in the 50 states, virtually any community can enact a ballot measure to increase local open space funding. Success usually depends on a strong commitment to open space, local leadership, and sustained hard work over a period of time.

## How can my community get started?

The Conservation Finance Program of the Trust for Public Land assists communities and states that seek to enact measures to create and expand public funding for parks and open space. In conjunction with the Land Trust Alliance and other partners, TPL's program works directly with elected and appointed officials, land trusts, and others on the key components of conservation finance, including: fiscal and legal research; design of ballot measures; public opinion surveys; message development and communications; and campaign management.

## Are all open space ballot measures the same?

No. Ballot measures are as unique as American communities. One major distinguishing factor is whether a measure is an initiative or a referendum. A referendum is referred to voters by a town or city council, a county board of commissioners, or a state legislature. An initiative is placed on the ballot by citizens' petition. Laws governing ballot measures also vary widely from state to state, where a measure may be called a proposition or an article.

## How are the major types of conservation funding calculated by LandVote?

LandVote tracks two major types of conservation funding measures.

The first type are measures that authorize sales, property, excise, and other taxes to pay for conservation. These are often called "pay as you go" funding sources. When a ballot measure authorizes a new tax, LandVote counts the estimated revenue generated for the duration of the tax. When the tax is not limited to a specific term, a duration of 20 years is used to generate the figure. In all cases the total funds generated over the life of the measure are conservatively estimated and do not reflect likely increases in the tax base. When a ballot measure increases an existing open space tax, LandVote counts only the value of the added increment.

A second type of measure is the bond measure—a ballot question that authorizes the use of bonded indebtedness (general obligation bonds) for the purpose of financing capital improvements such as land conservation. In tabulating results for 2004, LandVote counts the face value of the bonds authorized, rather than the much higher value of repaying the bonds in the future. Bonds usually extend for 20 or 30 years.

## How does LandVote estimate all the amounts from ballot measures in 2004?

LandVote tabulates local and state conservation ballot measures in two ways: 1) the total measure funding for land acquisition and restoration, and all other purposes, and 2) the open space funding for land acquisition and protection. In multiple purpose ballot measures where allocations have not been established at the time of LandVote publication, the measure is marked by a symbol (\*). The funds for these measures are estimated to be 50 percent of total funds. Both sets of figures document and help explain the substantial voter support that exists for conservation and the voters' willingness to pay for conservation.

## West Region

# Los Angeles Prop O: A Record Breaking Vote for Clean Water

It is not often that you see unanimous support for a ballot measure from elected officials in Los Angeles. It is even less likely to find unanimity among the City Council, environmentalists, business groups, labor unions, developers, contractors, physicians, and residents alike. However, this was the case, this past November, in the City of Los Angeles. More than 75 percent of city voters approved Proposition O, a \$500 million bond measure to upgrade the Los Angeles stormwater system and preserve open space that will ensure clean water.

“Proposition O had the second highest support of any bond measure ever in the City of Los Angeles,” said Mary Nichols, former California Secretary of Resources and Co-Chair of the Yes on Prop O Campaign Committee. “We were delighted to have been able to attract endorsements from business leaders, community leaders, every environmental organization, and even celebrities.”

disturbance of a vast marine ecosystem, the total ramifications caused by storm water runoff may not be fully realized for years. The measure also provides \$100 million for land conservation and park creation related to the water quality improvements. “People voted on the merits of the issue,” said Mary Nichols. “The public is well aware of the fact that when it rains, trash is ending up in our water.” The effects of runoff are dangerous and far-reaching, making Prop O in many ways, a lifesaver.

From Long Beach Harbor, to the Pacific Ocean, to their own water faucet, residents of Los Angeles seized the initiative to protect themselves and their city from the dangers of storm water runoff. A broad and diverse coalition worked hard, not just to promote Proposition O, but also to bring water quality and management standards to the forefront of environmental issues in Los Angeles.

---

*“Proposition O won by a remarkable margin because of its far-reaching implications on our present and future environmental health and quality of life.”*

---

— Jan Perry, City Council Member

Despite its big price tag, Los Angeles City Council Member Eric Garcetti believed the cost in the long run would be even bigger. “Clean water is not cheap, but the voters seemed to sense that doing nothing would be more expensive in the long-term to our financial and physical health.”

Proposition O has now changed the public view of storm water runoff from a nuisance, easily dismissed as it flows down a drain or sewer, to a serious environmental issue, such as smog, with real health, economic, and social implications. From closed recreational beaches, to sick swimmers, harm to children drinking from park water fountains, and the

“Proposition O won by a remarkable margin because of its far-reaching implications on our present and future environmental health and quality of life,” said Council Member Jan Perry. “Expanded park space, cleaner waterways, and improved sanitation benefit everyone in the City of Los Angeles. With the passage of Prop O, we are taking the lead in protecting our environment and setting the bar high, challenging the rest of the region to follow suit.”

Five hundred million dollars is a lot of money, but this bond was a true bargain, because the protection of public health, for this generation and the next, is priceless.

Photo: Matt O'Brien



Photo: Matt O'Brien



**West Summary Funds Approved**

State	Measures	% Passed	Total Measure	Open Space
AK	1	0%	0	0
CA	9	44%	\$19,255,000,000	\$1,043,000,000
NV	1	0%	0	0
WA	5	40%	\$48,500,000	\$48,500,000

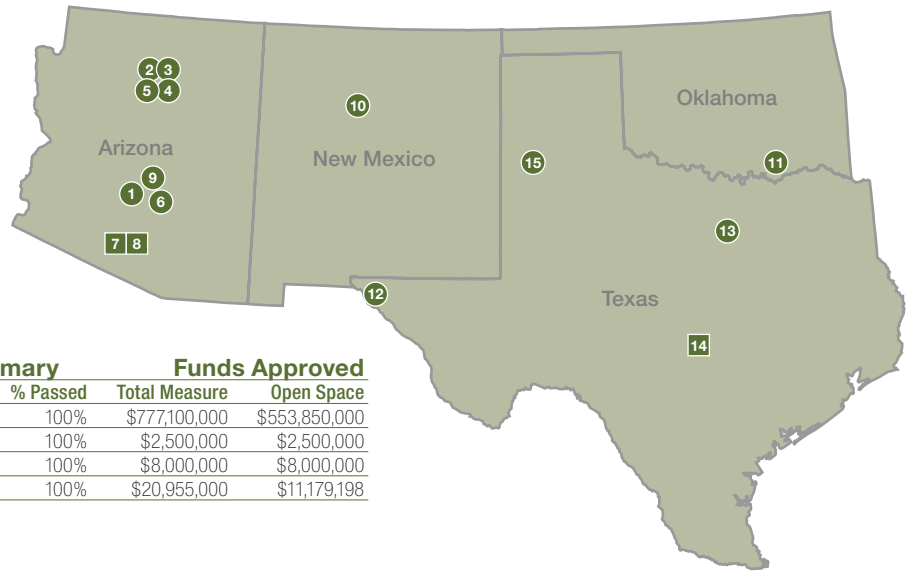


West Region  
(continued)

**West Region Election Results 2004**

State / Jurisdiction	Date	Status	Yes	No	Description	Funds Approved	
						Total Measure	Open Space
1 AK Anchorage	Apr. 6	Fail	45%	55%	Bond for park improvements, trail upgrades, and recreational facilities		
2 CA Contra Costa Co.	Jul. 27	Fail	46%	54%	Creation of special assessment district to fund open space in Contra Costa County.		
3 CA Lompico	Apr. 13	Fail	53%	47%	5-year, \$25 per parcel recreation tax to support, preserve, and provide parks, open space, and recreational services (2/3 required)		
4 CA Los Angeles	Nov. 2	Pass	76%	24%	Proposition O, Clean water bond to reduce total maximum daily load, including storm water retention facilities, parks, and greenbelts. (2/3 required)	\$500,000,000	\$100,000,000
5 CA Martinez	Nov. 2	Fail	62%	38%	Bond Measure O, Bond for parks and recreation (2/3 required)		
6 CA Monterey Peninsula Regional PD	Aug. 2	Pass	55%	45%	Parks, Open Space and Coastal Preservation Measure, Proposed assessment for maintaining, improving, and preserving parks and open space	\$15,000,000	\$15,000,000
7 CA Sacramento Co.	Nov. 2	Pass	75%	25%	Measure A, 30-year renewal, 1/2 cent sales tax for transportation purposes with a portion to acquire open space (2/3 required)	\$4,740,000,000	\$48,000,000
8 CA San Diego Co.	Nov. 2	Pass	67%	33%	Measure A, 40-year extension of a 1/2 cent sales tax for transit improvements, including mitigation projects (2/3 required)	\$14,000,000,000	\$880,000,000
9 CA Valley Center P&RD	Nov. 2	Fail	57%	43%	Proposition CC, \$19 special tax on each assessor's parcel to acquire park land and open space (2/3 required)		
10 CA Ventura Co.	Nov. 2	Fail	49%	51%	Measure A, 10-year, .25% sales tax increase for the creation of an open space district and funding for acquisitions (2/3 required)		
11 NV Washoe Co.	Nov. 2	Fail	48%	52%	30-year, 1/8 of 1% sales tax increase for open space		
12 WA Battle Ground	Apr. 27	Fail	44%	56%	Bond to create parks and open spaces, improve existing neighborhood parks, and create new walking and hiking trails (2/3 required)		
13 WA Bonney Lake	Nov. 2	Fail	52%	48%	Bond to acquire and develop parks and trails (2/3 required)		
14 WA Gig Harbor	Nov. 2	Pass	62%	38%	Bond to acquire waterfront open space and land to initiate restoration of boyard for historical, cultural, and recreational purposes (2/3 required)	\$3,500,000	\$3,500,000
15 WA Mercer Island	Mar. 9	Fail	18%	82%	10-year, \$.198 per \$1,000 property tax to acquire open space, build trails, and remove invasive plants from city parks (2/3 required)		
16 WA Metro Parks Tacoma	Nov. 2	Fail	58%	42%	Bond issue for parks and open space (2/3 required)		
17 WA Olympia	Sep. 14	Pass	57%	43%	3% utility tax increase for parks, open space, and sidewalks	\$45,000,000	\$45,000,000

# Southwest Region



## Southwest Summary Funds Approved

State	Measures	% Passed	Total Measure	Open Space
AZ	9	100%	\$777,100,000	\$553,850,000
NM	1	100%	\$2,500,000	\$2,500,000
OK	1	100%	\$8,000,000	\$8,000,000
TX	4	100%	\$20,955,000	\$11,179,198

## Southwest Region Election Results 2004

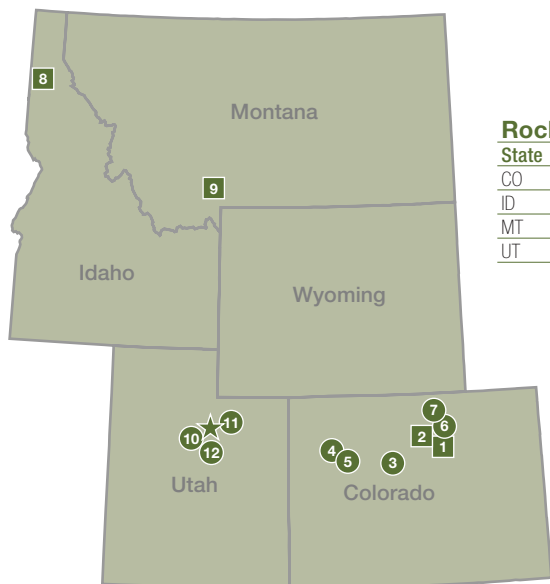
State / Jurisdiction	Date	Status	Yes	No	Description	Funds Approved	
						Total Measure	Open Space
1 AZ Chandler	May 18	Pass	75%	25%	Bond to construct, improve, and acquire parks and open spaces for recreational purposes	\$40,600,000	\$17,350,000
2 AZ Flagstaff	May 18	Pass	59%	41%	Bond for neighborhood open space, trails, greenways, wildlife, scenic areas, geologic features	\$7,600,000	\$7,600,000
3 AZ Flagstaff	May 18	Pass	56%	44%	Bond for wildlife habitat	\$5,500,000	\$5,500,000
4 AZ Flagstaff	May 18	Pass	53%	47%	Bond for wildlife, meadows, and greenways	\$10,100,000	\$10,100,000
5 AZ Flagstaff	May 18	Pass	58%	42%	Bond for regional park, and neighborhood parks	\$2,800,000	\$2,800,000
6 AZ Mesa	Mar. 9	Pass	51%	49%	Bond to provide funds to acquire, construct, and improve parks, open space, and lands	\$9,750,000	\$9,750,000
7 AZ Pima Co.	May 18	Pass	66%	34%	Bond for open space, habitat protection, and forests	\$174,300,000	\$174,300,000
8 AZ Pima Co.	May 18	Pass	62%	38%	Bond for the improvement and acquisition of land for parks, trails, and recreation	\$96,450,000	\$96,450,000
9 AZ Scottsdale	May 18	Pass	55%	45%	30-year, .15% sales tax increase for acquisition of specified open space parcel	\$430,000,000	\$230,000,000
10 NM Corrales	Aug. 31	Pass	82%	18%	Bond issue for the purchase of conservation easements for farmland	\$2,500,000	\$2,500,000
11 OK Durant	May 11	Pass	61%	39%	Proposition 1, Quarter-cent sales tax to fund acquisition of recreation field and surrounding areas	\$8,000,000	\$8,000,000
12 TX El Paso	Feb. 7	Pass	64%	36%	Proposition 1, Park and recreation improvements and acquisitions bond	\$4,560,000	\$2,089,198
13 TX Highland Village	Nov. 2	Pass	61%	39%	½ cent sales tax for the promotion of recreational facilities, public parks, and open space improvements	\$5,000,000	\$3,750,000
14 TX Kendall Co.	Nov. 2	Pass	62%	38%	Proposition 1, Bond issue for open space and parks	\$5,000,000	\$5,000,000
15 TX Lubbock	May. 15	Pass	71%	29%	Proposition 3, Bond for park acquisition, improvements	\$6,395,000	\$340,000

Photo: Nevada Wier



Photo: Nevada Wier





### Rocky Mountain Summary Funds Approved

State	Measures	% Passed	Total Measure	Open Space
CO	7	86%	\$281,167,640	\$272,767,640
ID	1	100%	0	0
MT	1	100%	\$10,000,000	\$10,000,000
UT	4	75%	\$21,170,000	\$21,170,000

# Rocky Mountain Region

### Rocky Mountain Region Election Results 2004

State / Jurisdiction	Date	Status	Yes	No	Description	Funds Approved	
						Total Measure	Open Space
1 CO Adams Co.	Nov. 2	Pass	54%	46%	20-year, renewal of current sales tax rate and increase of rate from .20% to .25% for open space	\$173,037,640	\$173,037,640
2 CO Boulder Co.	Nov. 2	Pass	55%	45%	County issue 1A, 20-year, .10 of one-cent sales tax for open space acquisition and park development	\$84,000,000	\$75,600,000
3 CO Breckenridge	Apr. 6	Pass	80%	20%	Referred Measure A, Bond for open space acquisition and improvement	\$4,500,000	\$4,500,000
4 CO Carbondale	Apr. 6	Pass	75%	25%	Extension of 1/2% sales tax for recreation fund to be used to acquire and develop land for park and recreation	\$12,600,000	\$12,600,000
5 CO Carbondale	Apr. 6	Pass	63%	37%	Bond to develop and construct new park and recreation facilities	\$2,650,000	\$2,650,000
6 CO Erie	Nov. 2	Pass	64%	36%	Ballot Issue 2A, 10-year, 4 mill property tax levy for open space	\$4,380,000	\$4,380,000
7 CO Windsor	Apr. 6	Fail	42%	58%	Ballot Issue 1, 7-year, 3.2% Vehicle Usage Tax for parks and recreation		
8 ID Kootenai Co.	Nov. 2	Pass	55%	45%	Advisory question asked voters if they would like to diversify their 1/2 cent local sales tax to partly finance open space		
9 MT Gallatin Co.	Nov. 2	Pass	63%	37%	Bond issue for open space	\$10,000,000	\$10,000,000
10 UT Draper	Nov. 2	Pass	59%	41%	Bond issue for watershed protection	\$7,000,000	\$7,000,000
11 UT Snyderville Basin	Nov. 2	Pass	67%	33%	Proposition 2, Bond issued for the purchase of open space in western Summit County	\$10,000,000	\$10,000,000
★ UT Utah	Nov. 2	Fail	45%	55%	Statewide bond issue for open space backed by 1/20 of one cent sales tax to repay bond		
12 UT West Jordan	May 4	Pass	50%	50%	Bond issue for open space, park, and recreational lands	\$4,170,000	\$4,170,000

Photo: Chuck Bartelbaugh



Photo: Alex Diekmann



# Ensuring a Green Future, Adams County Voters Back Second Sales Tax Measure

## Rocky Mountain Region (continued)

"There was just so much more to be done. It was now or never," said former Adams County Commission Chairwoman Elaine Valente, one of the key leaders of the County's land preservation efforts for over a decade. Since the passage of the original 1/5 cent open space sales tax in 1999, county leaders and its citizens had seen the great work that could be accomplished with a reliable, substantial source of funding. With the county's funding due to expire in 2006 and substantial growth pressures facing Adams County, local officials proposed a 20-year extension of the program and an increase of the sales tax to 1/4 cent. On Election Day 2004, voters affirmed their support for the sales tax ballot measure, which will raise close to \$175 million.

Commissioner Elaine Valente sees the extension of the program as essential to continuing the great work already accomplished by the 1999 measure. "We are pleased with how much was accomplished in just four years, but with the high level of growth the county is experiencing, we feel we have to act quickly if we are going to preserve the county's scenic landscapes." In its first four years, the Open Space Program provided roughly \$28 million for wildlife habitat, ball fields, fishing lakes and trails, which in turn leveraged over \$78 million from other sources for projects countywide. Several thousand acres of land have been protected as a result. According to Crystal Gray, Adams County Parks Director, "with these and other

---

*"We are now predicting substantial population growth for the next 20 to 25 years and this new program will help us keep pace in preserving the open space in the County"*

---

— Ed Hickel, Chair of the Adams County Open Space Advisory Board

Adams County, located on the northeast side of the Denver metropolitan area, enjoys a diverse landscape of working farms and ranches, natural river corridors, and wildlife habitat for endangered species like bald eagles. With a fast-growing population soon to top 400,000, the county wants to protect its precious drinking water supplies and to ensure that there are parks and recreational facilities to meet the needs of a growing, vibrant population.

Ed Hickel, who chairs the Open Space Advisory Board for the County, said the need for the increase and extension was simply due to the amount of growth expected over the next 25 years. "When we passed the first measure in 1999 we didn't know how much growth we would be facing. We are now predicting substantial population growth for the next 20 to 25 years and this new program will help us keep pace in preserving the open space in the County."

successes, the voters could see that the funds were wisely used and this track record helped assure the citizens that the funds were doing important work for them."

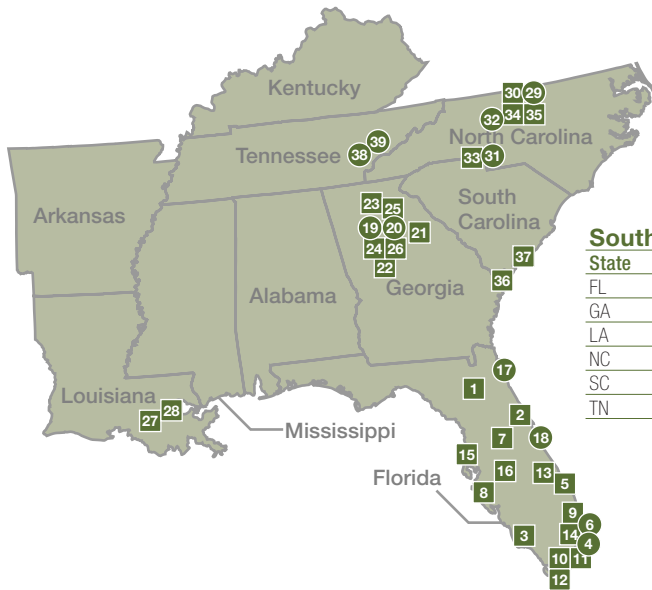
In just under a decade, Adams County has made great strides to develop a well-funded program to support parks and land conservation. Adams County rebounded from a failed 1997 ballot measure (1/5 cent) to gain voter approval for the initial 1/5 cent program in 1999. By successfully implementing the 1999 sales tax, Adams County has not only created parks and trails and preserved open space, but also inspired confidence from voters and other partners in order to extend the funding and forge ahead with a long-term parks and open space plan. Adams County is now better equipped to confront their open space needs for the next 20 years and beyond. In the words of County Commissioner Larry Pace, "We want Adams County to remain an attractive place to live and this program is essential for us to achieve that goal."

Photo: Patricia Aboussie



Photo: Art Wolfe





Southeast Summary			Funds Approved	
State	Measures	% Passed	Total Measure	Open Space
FL	18	78%	\$1,967,298,460	\$500,153,460
GA	8	88%	\$993,339,008	\$149,105,000
LA	2	50%	\$135,000,000	\$45,000,000
NC	7	86%	\$137,000,000	\$112,000,000
SC	2	50%	\$1,303,360,000	\$221,571,200
TN	2	50%	\$5,000,000	\$5,000,000

# Southeast Region

## Southeast Region Election Results 2004

Southeast Region Election Results 2004						Funds Approved	
State / Jurisdiction	Date	Status	Yes	No	Description	Total Measure	Open Space
1 FL Alachua Co.	Nov. 2	Fail	49%	51%	7-year, .5% sales tax to construct, operate, and maintain parks and recreation facilities		
2 FL Brevard Co.	Nov. 2	Pass	69%	31%	Bond issue for open space	\$60,000,000	\$60,000,000
3 FL Collier Co.	Nov. 2	Pass	73%	27%	10-year, Bond to acquire land in and around Carribbean Gardens. To be repaid from ad valorem taxes not exceeding .15 millage.	\$40,000,000	\$40,000,000
4 FL Delray Beach	Jan. 20	Pass	64%	36%	Question 1, Bond to acquire, construct, and equip new parks and improve existing parks	\$9,000,000	\$9,000,000
5 FL Indian River Co.	Nov. 2	Pass	67%	33%	Bond issue for the purchase of environmentally sensitive land and open space	\$50,000,000	\$50,000,000
6 FL Jupiter	Aug. 31	Pass	71%	29%	Bond issue for land preservation	\$17,000,000	\$17,000,000
7 FL Lake Co.	Nov. 2	Pass	71%	29%	Bond issue to protect drinking water sources, preserve natural areas, protect open space from overdevelopment, provide parks and trails, and improve water quality	\$36,000,000	\$36,000,000
8 FL Manatee Co.	Mar. 9	Fail	48%	52%	Sales Tax Referendum, 10-year, 1 cent sales tax increase for environmentally significant lands, recreational facilities, city projects		
9 FL Martin Co.	Nov. 2	Fail	48%	52%	"Lands For You II", 3-year, 1 cent sales tax for land conservation and open space		
10 FL Miami-Dade Co.	Nov. 2	Pass	66%	34%	Question 2, Bond for improvements to parks and recreational facilities and the preservation of endangered lands	\$680,258,000	\$90,000,000
11 FL Miami-Dade Co.	Nov. 2	Pass	58%	42%	Question 6, Bond for capital projects such as playgrounds and land acquisition	\$255,070,000	\$30,000,000
12 FL Miami-Dade Co.	Nov. 2	Pass	65%	35%	Question 8, Bond for historic site preservation	\$552,692,000	\$10,000,000
13 FL Osceola Co.	Nov. 2	Pass	67%	33%	Bond issue for open space, wildlife, watershed protection, and recreation, and accompanying 20-year, ¼ mill increase	\$60,000,000	\$60,000,000
14 FL Palm Beach Co.	Nov. 2	Pass	68%	32%	Bond to acquire property to protect, preserve, and expand public access to bodies of water and working waterfronts	\$50,000,000	\$50,000,000
15 FL Pasco Co.	Mar. 9	Pass	52%	48%	Penny Sales Tax, 10-year, 1 cent sales tax increase for environmentally significant lands, recreation, public safety, schools, city projects	\$145,500,000	\$36,375,000
16 FL Polk Co.	Nov. 2	Fail	48%	52%	½ mill property tax increase for parks, recreation, and trails and the creation of a Municipal Services Taxing Unit (MSTU) for the unincorporated areas of the county		
17 FL St. Augustine Beach	Aug. 31	Pass	54%	46%	Proposition 13, .10 mill tax increase for conservation and recreation	\$1,443,460	\$1,443,460
18 FL Titusville	Nov. 2	Pass	64%	36%	Bond for purchase and acquisition of property for park and recreational uses	\$10,335,000	\$10,335,000
19 GA Alpharetta	Nov. 2	Pass	82%	18%	Bond for recreation and parks improvements	\$5,030,000	\$5,030,000
20 GA Alpharetta	Nov. 2	Pass	82%	18%	Bond for greenway improvements	\$2,075,000	\$2,075,000
21 GA Athens-Clarke Co.	Nov. 2	Pass	70%	30%	6-year, 1% sales tax to fund capital improvements, a portion of which would be used towards land acquisition, parks, and recreation	\$122,000,000	\$24,000,000
22 GA Bibb Co.	Mar. 2	Fail	48%	52%	5-year, 1% sales tax for the acquisition of land for recreation facilities		

## Southeast Region (continued)

23	GA	Cherokee Co.	Nov. 2	Pass	56%	44%	6-year, 1% sales tax to fund capital improvements with a portion reserved for greenspace acquisition and new park development	\$200,108,589	\$19,000,000
24	GA	Gwinnett Co.	Nov. 2	Pass	65%	35%	1% sales tax for the purposes of capital improvements including park land, open space, and greenway acquisition	\$550,000,000	\$85,500,000
25	GA	Hall Co.	Mar. 2	Pass	73%	27%	5-year, 1% sales tax for recreation, libraries, solid waste, public safety, public water, and sewers	\$14,600,000	\$8,500,000
26	GA	Rockdale Co.	Nov. 2	Pass	60%	40%	6-year, 1% sales tax to fund capital improvements with a portion for greenspace	\$99,525,419	\$5,000,000
27	LA	East Baton Rouge Parish	Apr. 27	Pass	74%	26%	10-year, 4.1 mill property tax to acquire, develop, and operate land for public parks and recreational properties	\$135,000,000	\$45,000,000
28	LA	St. Tammany Parish	Jan. 17	Fail	33%	67%	20-year, 2 mill property tax increase for open space, flood control, drinking water, wildlife, parks, recreation, traffic control		
29	NC	Apex	Nov. 2	Pass	86%	14%	Bond to acquire and improve parks and recreational facilities	\$13,000,000	\$13,000,000
30	NC	Guilford Co.	Nov. 2	Pass	55%	45%	Bond issue for parks, greenways, watershed protection, and open space	\$20,000,000	\$20,000,000
31	NC	Matthews	Nov. 2	Pass	67%	33%	Bond issue for parks and greenways	\$5,000,000	\$5,000,000
32	NC	Mecklenburg Co.	Nov. 2	Pass	63%	37%	Bond issue to improve parks and provide recreational facilities	\$69,000,000	\$44,000,000
33	NC	Morrisville	Nov. 2	Pass	78%	22%	Bond to acquire and construct new parks and recreational facilities and expand existing parks	\$4,000,000	\$4,000,000
34	NC	Randolph Co.	Nov. 2	Fail	32%	68%	20-year, 2 cents per \$100 property tax to fund a variety of long term recreation needs, including land acquisition and district park development		
35	NC	Wake Co.	Nov. 2	Pass	75%	25%	Bond for open space, recreation, and for the protection of water quality and wildlife habitats	\$26,000,000	\$26,000,000
36	SC	Beaufort Co.	Nov. 2	Fail	50%	50%	5-year, 1 cent sales tax for capital improvements, a portion of which will address park and open space needs of county residents		
37	SC	Charleston Co.	Nov. 2	Pass	59%	41%	½ cent sales tax increase for transportation, roads, open space, and parks	\$1,303,360,000	\$221,571,200
38	TN	Brentwood	Sep. 23	Fail	48%	52%	Bond issue for open space preservation and parks		
39	TN	Knoxville	Aug. 5	Pass	63%	37%	"Penny for the Parks," 1 cent sales tax to establish trust fund to preserve parks and greenways	\$5,000,000	\$5,000,000

Photo: Jane & Marion Cook



# Despite Recent Hurricanes, Indian River Residents Look To The Future

"We have been through a difficult time this fall... but people understood the need. They saw the bigger picture and the writing on the wall. The people of the county saw the need to protect undeveloped land." These sentiments by Ken Grudens, Executive Director of the Indian River Land Trust were echoed throughout Indian River County on Election Day when the residents voted overwhelmingly to tax themselves to save their land.

Less than two months before the November 2 election, Indian River County, located on southeast Florida's "Treasure Coast," was hammered by two major hurricanes – Frances and Jeanne. These devastating hurricanes uprooted residents, scoured the landscape, and caused upwards of 3 billion dollars in damage. Against this difficult backdrop, it seemed far from certain that voters would reach into their pockets to support a \$50 million open space bond measure. On Election Day 2004, however, county residents looked to the future and overwhelmingly approved the bond measure with nearly 70 percent support.

According to Lynne Larkin, Vice-Mayor of the City of Vero Beach, "We were worried that it (the hurricanes) might change people's minds, but we never considered not placing this referendum on the ballot. We are one of the only counties in Florida still with some open space resources...we were all trying to focus on the long range future of the County." Dr. Richard Baker, chairman of the County's Land Acquisition Advisory Committee (LAAC) and President of the local Audubon Society believed "the hurricanes greatly interfered with our ability to get out and advertise. It took a whole month out of our campaign, but many or most of the citizens are concerned by the seemingly uncontrolled growth that we have here."

With its miles of sandy white beaches on the Atlantic, lush orange groves, and still largely unspoiled interior, Indian River County has a natural appeal for its residents. It is this appeal that has also inspired thousands of new residents to move to fast growing areas in the county. But county residents have been torn between the prospects of development on their beloved landscapes and higher taxes. This choice

was made no easier as residents faced the rebuilding process from the hurricanes and the strain on their wallets.

Yet, Indian River County has a long history of working to protect open space. In 1992, voters approved a \$26 million general obligation bond to protect environmentally significant lands. The county has obtained additional funding through federal and state matching funds, which have amounted to over \$30 million to date. Since the start of the county's

---

*"We were worried that it (the hurricanes) might change people's minds... but we were all trying to focus on the long range future of the County."*

---

— Lynne Larkin, Vice-Mayor, City of Vero Beach, FL

Environmental Lands Program in 1990, over 10,000 acres of environmentally sensitive lands have been protected, including flood prone areas, groundwater recharge areas, and historic sites. Says Vice-Mayor Larkin, "We had seen the success and wonderful purchases of our 1992 bond measure and people were starting to feel the pressure to maintain the quality of life they enjoy." Dr. Baker agreed, "We were concerned whether it would get passed, but our very popular previous program...was a good example."

Although the results of the 2004 Election spell an increase in taxes for the residents of Indian River County, the devastation and heartbreak caused by the hurricanes may have helped many understand the value of their clean water, the habitat of their bald eagles, sea turtles, and manatees, tropical hammocks, and the historic landmarks which preserve the unique cultural heritage of the County. This could be part of the reason why voters turned out in record numbers to show their spirit had not been broken and to cast a vote for their beloved County.

Photo: Dudley Witney



Photo: Gary Rothstein



Southeast Region  
(continued)

# Midwest Region



Midwest Summary			Funds Approved	
State	Measures	% Passed	Total Measure	Open Space
IL	4	50%	\$14,000,000	\$14,000,000
KS	1	100%	\$7,900,000	\$7,900,000
MI	20	50%	\$101,147,678	\$88,254,162
MN	2	50%	\$10,000,000	\$10,000,000
MO	1	100%	\$3,000,000	\$800,000
OH	3	100%	\$63,855,000	\$63,855,000
WI	2	0%	0	0

## Midwest Region Election Results 2004

State / Jurisdiction	Date	Status	Yes	No	Description	Funds Approved	
						Total Measure	Open Space
1 IL Addison	Nov. 2	Fail	31%	69%	Bonds to acquire a golf course and maintain the property as open space		
2 IL Grayslake Community PD	Mar. 16	Pass	62%	38%	General obligation park bonds for land acquisition	\$4,000,000	\$4,000,000
3 IL Lyons Twp.	Nov. 2	Pass	52%	48%	Bond for the purpose of procuring and improving one or more small parks	\$10,000,000	\$10,000,000
4 IL Nunda Twp.	Nov. 2	Fail	46%	54%	Bond to fund open space plan to acquire, maintain, develop, rehabilitate, and renovate open space lands		
5 KS Lenexa	Aug. 3	Pass	78%	22%	5-year renewal, 1/8 cent sales tax for "Rain to Recreation" program	\$7,900,000	\$7,900,000
6 MI Acme Twp.	Nov. 2	Pass	56%	44%	10-year, 1 mill property tax increase for agricultural conservation, open space, and farmland acquisition	\$2,554,320	\$2,554,320
7 MI Bridgewater Twp.	Nov. 2	Fail	46%	54%	Proposal F, 5-year, Purchase of Development Rights Tax of .25 mill for open space and farmland		
8 MI Brownstown Twp.	Nov. 2	Fail	43%	57%	2-year, .5 mill property tax to fund the acquisition of open space and parks		
9 MI Commerce Twp.	Aug. 3	Fail	49%	51%	10-year, .4 of one mill increase in property tax for the improvement of parks and acquisition of land		
10 MI Commerce Twp.	Nov. 2	Pass	57%	43%	10-year, .4 of one mill increase in property tax for the improvement of parks and acquisition of land	\$7,026,750	\$7,026,750
11 MI Detroit	Nov. 2	Pass	66%	34%	Proposal R, Bond used to acquire land for recreation, a zoo, and cultural facilities	\$22,000,000	\$7,500,000
12 MI Elk Rapids Twp.	Nov. 2	Fail	48%	52%	10-year, 1 mill property tax increase for agricultural conservation, farmland, and open space		
13 MI Freedom Twp.	Nov. 2	Fail	40%	60%	5-year, 1 mill property tax increase for parks and recreation		
14 MI Milford Twp.	Nov. 2	Pass	53%	47%	20-year, .1 mill property tax to create a recreational trail through Kensington Metropark	\$1,608,09	\$1,608,092
15 MI Milton Twp.	Nov. 2	Fail	40%	60%	10-year, 1 mill property tax increase for open space and farmland		
16 MI Orion Twp.	Nov. 2	Fail	35%	65%	5-year, .75 mill property tax to develop, improve, and maintain parks and recreational facilities		
17 MI Pittsfield Twp.	Aug. 3	Pass	64%	36%	10-year, .5 mill property tax extension for recreation and parks	\$7,440,000	\$7,440,000
18 MI Recreational Authority of Traverse City & Garfield Twp.	Nov. 2	Pass	80%	20%	20-year, .1 mill property tax increase to protect and acquire open space, wildlife habitat	\$2,500,000	\$2,500,000
19 MI Recreational Authority of Traverse City & Garfield Twp.	Nov. 2	Pass	80%	20%	Bond issue for the acquisition of open space, wildlife habitat	\$6,650,000	\$6,650,000
20 MI Rochester Hills	Nov. 2	Fail	46%	54%	10-year, .50 mill property tax for acquisition of land and preservation of habitat and green space		
21 MI Scio Twp.	Nov. 2	Pass	75%	25%	Proposal J, 10-year, .50 mill property tax for the preservation of farmland, open space, and habitat	\$5,750,000	\$5,750,000
22 MI Torch Lake Twp.	Nov. 2	Fail	41%	59%	10-year, 1 mill property tax increase for open space and farmland		
23 MI Washtenaw Co.	Nov. 2	Pass	64%	36%	Proposal A, 10-year renewal, .25 mill property tax for parks and recreation purposes	\$35,600,000	\$35,600,000

## Midwest Region (continued)

24	MI West Bloomfield Twp.	Nov. 2	Pass	50%	50%	15-year, .2 mill property tax to acquire, construct, improve, and maintain safety paths, including acquiring rights-of-way and easements	\$11,625,000	\$11,625,000
25	MI Whitewater Twp.	Nov. 2	Fail	47%	53%	10-year, 1 mill property tax increase for agricultural conservation, open space, and farmland acquisition		
26	MN Eden Prairie	May 11	Fail	43%	57%	Bond for acquisition, development, and improvement of land and facilities for public recreation		
27	MN St. Cloud	Nov. 2	Pass	71%	29%	17-year, ½% sales and use tax increase to fund regional parks and trails initiative which includes park and land purchase	\$10,000,000	\$10,000,000
28	MO Rolla	Apr. 4	Pass	66%	34%	Proposition 2, Bond for stormwater control and land acquisition	\$3,000,000	\$800,000
29	OH Columbus	Nov. 2	Pass	75%	25%	Bond issue for parks, recreation, and land acquisition	\$46,640,000	\$46,640,000
30	OH Granville Twp.	Nov. 2	Pass	67%	33%	5-year, 2.5 mill property tax replacement for preserving open space	\$3,215,000	\$3,215,000
31	OH Lake Co. Metroparks D	Nov. 2	Pass	63%	37%	10-year, .3 mill property tax renewal levy for the purpose of land acquisition and park development	\$14,000,000	\$14,000,000
32	WI Grafton	Nov. 2	Fail	29%	71%	50 cents per \$1,000 property tax for open space		
33	WI Hartford	Nov. 2	Fail	43%	57%	Referendum asked voters if they would agree to initiate a program of rural preservation through purchase of development rights in farmland and open space through an increase in property tax		

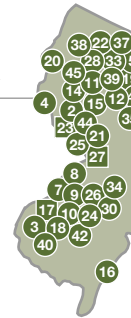
Photo: T.W. Offutt



# Mid-Atlantic Region



Mid-Atlantic Summary			Funds Approved	
State	Measures	% Pass	Total Measure	Open Space
MD	1	100%	\$5,500,000	\$5,500,000
NJ	44	73%	\$285,777,710	\$285,777,710
NY	10	80%	\$273,300,000	\$273,300,000
PA	8	88%	\$34,600,000	\$34,600,000
VA	3	100%	\$170,069,700	\$143,643,700



## Mid-Atlantic Region Election Results 2004

State / Jurisdiction	Date	Status	Yes	No	Description	Funds Approved	
						Total Measure	Open Space
1 MD Baltimore Co.	Nov. 2	Pass	77%	23%	Bond issue for parks, preservation, and greenways	\$5,500,000	\$5,500,000
2 NJ Alexandria Twp.	Nov. 2	Fail	48%	52%	2 cents per \$100 property tax increase to annual open space preservation fund		
3 NJ Alloway Twp.	Nov. 2	Pass	53%	47%	2 cents per \$100 property tax for acquisition of open space, farmland, and habitat	\$712,000	\$712,000
4 NJ Alpha Bor.	Nov. 2	Pass	54%	46%	2 cents per \$100 property tax increase for open space	\$780,000	\$780,000
5 NJ Boonton Twp.	Nov. 2	Fail	49%	51%	2 cents per \$100 property tax increase for open space trust fund		
6 NJ Carteret Bor.	Nov. 2	Pass	57%	43%	2 cents per \$100 property tax for acquisition and/or improvement for lands, parks, and water.	\$3,856,080	\$3,856,080
7 NJ Cinnaminson Twp.	Nov. 2	Pass	70%	30%	1.75 cents per \$100 property tax increase for the acquisition and preservation of open space, recreation, farmland, and historic properties	\$3,183,560	\$3,183,560
8 NJ Delanco Twp.	Nov. 2	Pass	65%	35%	2 cents per \$100 property tax to raise revenue for acquisition and preservation of open space, recreation, farmland, historic properties	\$633,736	\$633,736
9 NJ Delran Twp.	Nov. 2	Pass	65%	35%	20-year, Property tax to institute a Municipal Open Space, Recreation and Farmland, and Historic Preservation Trust Fund	\$6,500,000	\$6,500,000
10 NJ Deptford Twp.	Nov. 2	Fail	49%	51%	2 cents per \$100 property tax increase for open space and farmland preservation		
11 NJ East Hanover Twp.	Nov. 2	Fail	40%	60%	1 cent per \$100 property value increase to go towards Open Space Trust Fund		
12 NJ Edison Twp.	Nov. 2	Fail	47%	53%	15-year continuation, 1 cent property tax		
13 NJ Fair Lawn Bor.	Nov. 2	Fail	46%	54%	1 cent per \$100 property tax for open space acquisition and maintenance		
14 NJ Franklin Twp.	Nov. 2	Fail	36%	64%	2 cents per \$100 property tax increase for acquiring and maintaining open space		
15 NJ Franklin Twp.	Nov. 2	Pass	63%	37%	1/2 cent per \$100 property tax for open space trust fund	\$732,295	\$732,295
16 NJ Galloway Twp.	Nov. 2	Fail	46%	54%	2 cents per \$100 property tax to establish open space trust fund		
17 NJ Gloucester Co.	Nov. 2	Pass	61%	39%	2 cents per \$100 property tax increase for the purchase of development rights on farmland and open space acquisition for parks and recreation	\$60,059,200	\$60,059,200
18 NJ Hainesport Twp.	Nov. 2	Pass	62%	38%	3 cents per \$100 property tax increase to establish an open space trust fund	\$2,066,340	\$2,066,340
19 NJ Harrison Twp.	Nov. 2	Pass	54%	46%	4 cents per \$100 property tax increase for farmland preservation easements	\$4,800,000	\$4,800,000
20 NJ Hope Twp.	Nov. 2	Pass	66%	34%	5 cents per \$100 property tax to establish Farmland Preservation Trust Fund to acquire and preserve farmland	\$1,653,900	\$1,653,900
21 NJ Hopewell Twp.	Nov. 2	Pass	53%	47%	1 cent per \$100 property tax increase for the acquisition and maintenance of land for open space and farming	\$4,502,440	\$4,502,440
22 NJ Hopewell Twp.	Nov. 2	Fail	41%	59%	1 cent per \$100 property tax increase for the acquisition and development of land for recreation purposes		
23 NJ Hunterdon Co.	Nov. 2	Pass	76%	24%	3 cents property tax continuation for the Open Space Trust Fund	\$105,560,000	\$105,560,000
24 NJ Jackson Twp.	Nov. 2	Pass	51%	49%	1.5 cents per \$100 property tax increase for open space acquisition	\$7,279,420	\$7,279,420
25 NJ Lambertville	Nov. 2	Pass	51%	49%	2 cents per \$100 property tax increase for land acquisition	\$1,911,480	\$1,911,480
26 NJ Mantua Twp.	Nov. 2	Pass	51%	49%	2 cents per \$100 property tax increase for acquisition, development, and maintenance of open space, farmland, recreation, and conservation	\$2,652,000	\$2,652,000
27 NJ Mercer Co.	Nov. 2	Pass	67%	33%	1 cent per \$100 property tax increase for open space	\$56,066,580	\$56,066,580

## Mid-Atlantic Region (continued)

28	NJ	Monroe Twp.	Nov. 2	Pass	54%	46%	1 cent per \$100 property tax increase for land acquisition and conservation	\$2,666,660	\$2,666,660
29	NJ	New Milford Bor.	Nov. 2	Pass	61%	39%	5-year renewal, ½ cent per \$100 property tax for acquisition and improvement of land	\$247,210	\$247,210
30	NJ	North Hanover	Nov. 2	Pass	60%	40%	5-year, 7 cents per \$100 property tax increase for open space and farmland preservation	\$750,000	\$750,000
31	NJ	Ocean Twp.	Nov. 2	Fail	49%	51%	4 cents per \$100 property tax increase for the preservation of farmland and recreational areas		
32	NJ	Old Tappan Bor.	Nov. 2	Pass	72%	28%	5-year, 1 cent per \$100 property tax to establish Open Space Trust Fund	\$590,000	\$590,000
33	NJ	Paramus Bor.	Nov. 2	Fail	49%	51%	5-year, 1 cent per \$100 property tax to establish an open space trust fund		
34	NJ	Plumsted Twp.	Nov. 2	Pass	76%	24%	1 cent per \$100 property tax increase for open space	\$794,240	\$794,240
35	NJ	Point Pleasant Bor.	Nov. 2	Pass	58%	42%	1 cent per \$100 property tax increase for creation of open space trust fund and land acquisition	\$2,700,000	\$2,700,000
36	NJ	Port Republic	Nov. 2	Pass	65%	35%	2 cents per \$100 property tax to establish Open Space Fund for acquisition and development	\$306,560	\$306,560
37	NJ	Ridgewood	Nov. 2	Fail	48%	52%	1 cent per \$100 property tax increase for open space trust fund		
38	NJ	Riverdale Bor.	Nov. 2	Pass	52%	48%	7-year, 1 cent per \$100 property tax to establish a Recreation and Open Space Trust Fund	\$374,185	\$374,185
39	NJ	Roseland Bor.	Nov. 2	Pass	68%	32%	2 cents per \$100 property tax increase for Municipal Recreation and Open Space Trust Fund	\$1,061,920	\$1,061,920
40	NJ	Shamong Twp.	Nov. 2	Pass	52%	48%	10-year, 2 cent per \$100 property tax increase for acquisition, improvement, and preservation of open space, farmland	\$750,276	\$750,276
41	NJ	Spring Lake Heights Bor.	Nov. 2	Pass	51%	49%	1 cent per \$100 property tax to establish a municipal trust fund for acquisition, development, and maintenance of lands for recreation and conservation purposes	\$1,720,040	\$1,720,040
42	NJ	Tabernacle Twp.	Nov. 2	Pass	50%	50%	2 cents per \$100 property tax increase for the preservation of open space, farmland, and historic properties	\$1,497,448	\$1,497,448
43	NJ	Teaneck Twp.	Nov. 2	Pass	52%	48%	4-year, 1 cent per \$100 property tax to establish an open space trust fund	\$1,000,000	\$1,000,000
44	NJ	West Amwell Twp.	Nov. 2	Pass	64%	46%	2 cents per \$100 property tax increase for open space, farmland preservation, conservation, recreation, and historic preservation	\$6,279,040	\$6,279,040
45	NJ	West Paterson Bor.	Nov. 2	Pass	55%	45%	Question 1, 1 cent per \$100 property tax to finance open space preservation and recreational facility development	\$2,091,100	\$2,091,100
46	NY	Brookhaven	Nov. 2	Pass	70%	30%	Bond issue for conservation and land acquisition	\$100,000,000	\$100,000,000
47	NY	Chester	Nov. 2	Pass	65%	35%	Bond to acquire a farm to be used as open space	\$4,400,000	\$4,400,000
48	NY	Clarkstown	Nov. 2	Fail	39%	61%	Bond referendum to acquire Petersen's Boatyard historic site		
49	NY	Goshen	Nov. 2	Pass	55%	45%	Bond to acquire land to be used for open space, natural areas, farmland, and protecting water quality	\$5,000,000	\$5,000,000
50	NY	Malta	Nov. 2	Fail	49%	51%	Bond to acquire BondyIn Meadows horse farm		
51	NY	Nassau Co.	Nov. 2	Pass	77%	23%	Bond issue to preserve open space, improve parks and waterways	\$50,000,000	\$50,000,000
52	NY	North Castle	Nov. 2	Pass	68%	32%	Bond for open space land acquisition	\$3,000,000	\$3,000,000
53	NY	Oyster Bay	Nov. 2	Pass	71%	29%	Bond issue for open space	\$30,000,000	\$30,000,000
54	NY	Suffolk Co.	Nov. 2	Pass	68%	32%	Bond issue for the preservation of farmland and open space, and the creation of parks	\$75,000,000	\$75,000,000
55	NY	Webster	Apr. 27	Pass	52%	48%	Bond for open space, wildlife, trails, farmland, easements	\$5,900,000	\$5,900,000
56	PA	Concord Twp.	Nov. 2	Pass	71%	29%	.189 mill property tax increase in order for township to issue a bond to finance the acquisition of land for open space, property dedication rights, and conservation easements	\$6,000,000	\$6,000,000
57	PA	East Nottingham Twp.	Nov. 2	Pass	50%	50%	.5 of 1% earned income tax increase for the open space program	\$8,800,000	\$8,800,000
58	PA	Highland Twp.	Nov. 2	Pass	62%	38%	.5% earned income tax increase to purchase property to preserve as open space	\$2,000,000	\$2,000,000
59	PA	Nockamixon Twp.	Nov. 2	Pass	60%	40%	¼% earned income tax increase to be used to acquire property to protect and preserve open space, farmland, watersheds, parks, and conservation sites	\$3,800,000	\$3,800,000
60	PA	Northampton Twp.	Apr. 27	Fail	49%	51%	20-year, .15% increase in earned income tax to acquire open space, recreation or historic lands, and property development rights		
61	PA	Perkiomen Twp.	Nov. 2	Pass	69%	31%	¼ of 1% increase in earned income tax to purchase land for open space, to purchase conservation easements, and/or purchase land for recreational purposes	\$4,500,000	\$4,500,000
62	PA	West Rockhill Twp.	Apr. 27	Pass	55%	45%	¼% earned income tax increase to fund acquisition of open space, acquiring property development rights, and acquiring recreation or historic lands	\$5,000,000	\$5,000,000
63	PA	Williams Twp.	Nov. 2	Pass	70%	30%	.25% additional earned income tax to acquire open space and property development rights	\$4,500,000	\$4,500,000
64	VA	Arlington Co.	Nov. 2	Pass	76%	24%	Bond for local parks and recreation	\$75,395,000	\$48,969,000
65	VA	Chesterfield Co.	Nov. 2	Pass	80%	20%	Bond for county parks and recreation	\$19,674,700	\$19,674,700
66	VA	Fairfax Co.	Nov. 2	Pass	73%	27%	Bond issued for open space, community parks, trails, recreation, and baseball fields	\$75,000,000	\$75,000,000

# Passage of Bond Measure Represents a Vote of Confidence for Nassau County

## Mid-Atlantic Region (continued)

“Within five years, the last farm in Nassau County (NY) might be gone. The open fields and forests that protect our drinking water could be gone too. Our beaches and streams would continue to suffer pollution and our quality of life would decline.” For Lisa Ott, Nassau County relative newcomer and President of the North Shore Land Alliance, the time to act was now. “We could hear the clock ticking louder and louder and we just had to do something now.”

---

*“Within five years, the last farm in Nassau County (NY) might be gone... We could hear the clock ticking louder and louder and we just had to do something now.”*

---

— Lisa Ott, President of the North Shore Land Alliance

Back in the 1950s and 1960s, Nassau County was one of the first of the new suburbs ringing American cities, with residents drawn to single-family homes set among still abundant farms on the outskirts of New York City. The beaches on the South Shore and harbors of Long Island Sound provided a natural and recreational resource that reminded people that they indeed lived on an island. By the turn of this decade, just a handful of farms remained and the county’s beaches and streams were subject to occasional closure from polluted stormwater runoff. The county’s sole drinking water supply also became threatened as the large open fields and forests of the North Shore were covered with houses.

On Election Day 2004, Nassau County voters agreed that it was time to change course, approving a \$50 million bond with 77 percent support, one of the strongest showings nationwide. Suburban

Nassau County is home to 1.3 million residents and adjoins New York City. By approving its first-ever bond measure the county will be able to preserve some of its limited remaining open space, protect its drinking water sources, enhance the water quality of its streams and beaches, and improve its parks and urban centers. With passage of its bond measure, Nassau County became only the second county in New York (out of 62 total counties) to approve a ballot measure for parks and open space, joining its Long Island neighbor Suffolk County. Suffolk County approved a \$75 million bond on Election Day 2004, adding to three conservation finance measures approved in earlier years.

The Nassau County bond measure came together in record time (under six months), with environmental and conservation groups partnering and political leaders coming together to bridge their partisan differences. With a County Legislature that has ten Democrats and nine Republicans, it is not uncommon to have strongly contested issues and very close, party line votes on certain matters. For the open space bond, however, county legislators voted unanimously (19-0) to refer the bond measure to the voters and County Executive Tom Suozzi, a Democrat, lined up squarely behind the bond.

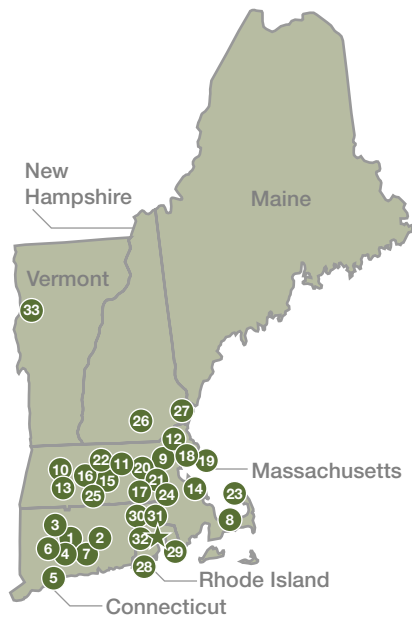
The unanimous support by elected officials in Nassau County was critical to the bond’s success, but was by no means a foregone conclusion. Elected officials were keenly aware of the county’s financial challenges, having just recently emerged from the brink of fiscal collapse. Just five years earlier, the county had been put under the watch of a state-appointed financial control board to help ensure that the county’s financial health improved. Having made great strides to restore its fiscal health—the county has received multiple bond rating upgrades in recent years—elected officials felt comfortable moving forward with the bond. Their vote of confidence in the future of the county was heard by the voters who resoundingly backed the bond measure and will benefit for years to come.

Photo: Ken Sherman



Photo: Angela Eichhurst





New England Summary			Funds Approved	
State	Measures	% Pass	Total Measure	Open Space
CT	8	88%	\$14,060,000	\$14,060,000
MA	17	94%	\$138,543,780	\$51,037,349
NH	2	50%	\$3,000,000	\$3,000,000
RI	7	100%	\$83,150,000	\$72,150,000
VT	1	100%	\$3,700,000	\$3,700,000

# New England Region

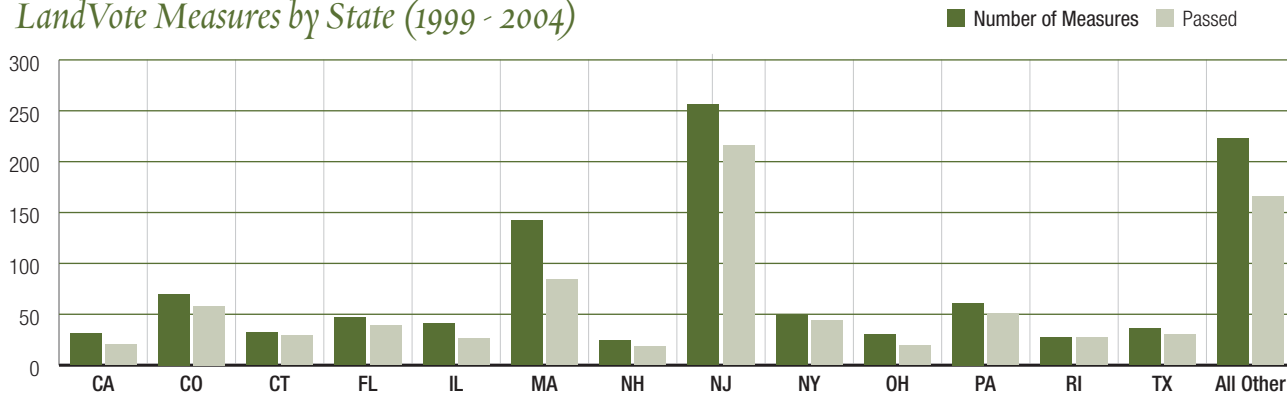
## New England Region Election Results 2004

State / Jurisdiction	Date	Status	Yes	No	Description	Funds Approved	
						Total Measure	Open Space
1 CT Glastonbury	Nov. 2	Pass	67%	33%	Bond to purchase development rights and acquire land	\$4,000,000	\$4,000,000
2 CT Manchester	Nov. 2	Pass	58%	42%	Bond for acquisition of property for open space and recreation	\$3,000,000	\$3,000,000
3 CT New Hartford	Jun. 24	Pass	74%	26%	Bond for open space and purchase of development rights	\$1,500,000	\$1,500,000
4 CT Plainville	Nov. 2	Pass	62%	38%	Bond for open space and recreational property	\$950,000	\$950,000
5 CT Shelton	Nov. 2	Pass	78%	22%	Bond to acquire open space land	\$3,000,000	\$3,000,000
6 CT Southington	Apr. 27	Pass	68%	32%	Bond to acquire land for recreation and sewage treatment purposes	\$1,610,000	\$1,610,000
7 CT Vernon	Nov. 2	Fail	47%	53%	Bond for the purchase of development rights and acquisition of land for municipal and recreational purposes		
8 MA Barnstable	Nov. 2	Pass	78%	22%	Community Preservation Act, 3% property tax surcharge	\$43,888,060	\$14,629,353
9 MA Concord	Nov. 2	Pass	59%	41%	Community Preservation Act, 1.5% property tax surcharge	\$12,032,560	\$4,010,853
10 MA Conway	Apr. 15	Pass	53%	47%	Community Preservation Act, 1.5% property tax surcharge	\$752,120	\$250,706
11 MA Groton	Nov. 2	Pass	53%	47%	Community Preservation Act, 3% property tax surcharge	\$1,270,000	\$420,000
12 MA Groveland	May 3	Pass	63%	37%	Community Preservation Act, 3% property tax surcharge	\$3,108,400	\$1,036,133
13 MA Hadley	Nov. 2	Pass	64%	36%	Community Preservation Act, 3% property tax surcharge	\$2,559,580	\$853,193
14 MA Hanover	Nov. 2	Pass	54%	46%	Community Preservation Act, 3% property tax surcharge	\$10,401,640	\$3,467,640
15 MA Holden	May. 10	Fail	28%	72%	Community Preservation Act, 1.5% property tax surcharge		
16 MA Leicester	Feb. 5	Pass	81%	19%	Question 1, Bond for Open Space, Watershed Protection, Golf Course	\$3,800,000	\$3,800,000
17 MA Mendon	Nov. 2	Pass	69%	31%	Bond to purchase 76 acres of open space	\$3,490,000	\$3,490,000
18 MA Middleton	Nov. 2	Pass	73%	27%	Community Preservation Act, 1% property tax surcharge	\$2,107,820	\$702,606
19 MA Nahant	Apr. 24	Pass	58%	42%	Community Preservation Act, 3% property tax surcharge	\$2,516,820	\$838,940
20 MA Needham	Nov. 2	Pass	57%	43%	Community Preservation Act, 2% property tax surcharge	\$20,311,040	\$6,770,347
21 MA Northborough	Nov. 2	Pass	62%	38%	Community Preservation Act, 1.5% property tax surcharge	\$5,977,240	\$1,992,413
22 MA Provincetown	May. 5	Pass	58%	42%	Community Preservation Act, 3% property tax surcharge	\$5,431,740	\$1,810,578
23 MA Sharon	Nov. 2	Pass	57%	43%	Community Preservation Act, 3% property tax surcharge	\$17,356,760	\$5,785,587
24 MA Wilbraham	Nov. 2	Pass	59%	41%	Community Preservation Act, 3% property tax surcharge	\$3,540,000	\$1,179,000
25 NH Amherst	Mar. 9	Fail	59%	41%	Bond to purchase open space lands or other property		
26 NH Hampton	Mar. 9	Pass	74%	26%	Article 2, Bond for farmland easements	\$3,000,000	\$3,000,000
27 RI Charlestown	Jun. 14	Pass	53%	47%	Bond issue for open space preservation and recreation	\$2,000,000	\$2,000,000
28 RI Middletown	Nov. 2	Pass	72%	28%	Bond issue for open space	\$2,000,000	\$2,000,000
★ RI Rhode Island	Nov. 2	Pass	71%	29%	Question 8, Statewide environmental bond for open space preservation and acquisition, wetlands protection, greenway expansion, and anti-pollution projects	\$70,000,000	\$59,000,000
29 RI Smithfield	Nov. 2	Pass	63%	37%	Question 16, Bond for Farm Land Trust Conservation	\$2,500,000	\$2,500,000
30 RI Smithfield	Nov. 2	Pass	54%	46%	Question 15, Bond for Land Trust Open Space Program	\$2,650,000	\$2,650,000
31 RI South Kingstown	Nov. 2	Pass	78%	22%	Bond issue for open space	\$2,000,000	\$2,000,000
32 RI Warwick	Nov. 2	Pass	69%	31%	Bond issue for open space	\$2,000,000	\$2,000,000
33 VT Burlington	Nov. 2	Pass	66%	34%	1 cent property tax increase to be placed in the Burlington Conservation Legacy Fund, with the purpose of purchasing and protecting natural areas and open space	\$3,700,000	\$3,700,000



# Introducing The Trust For Public Land's LandVote Database...

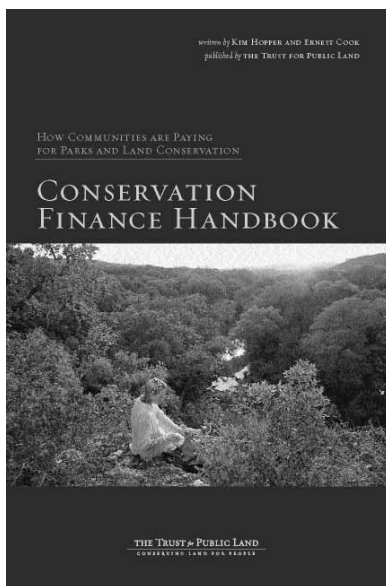
## LandVote Measures by State (1999 - 2004)



Across the country, dozens of state and local governments each year vote to raise public funds in support of land conservation. The Trust For Public Land's LandVote Database is the premier source of information about these ballot measures. The database brings together a nine-year, comprehensive history for all conservation-related ballot measures that have been voted on since 1996.

- Would you like to know how much money has been generated by conservation ballot measures since 1999?
- Which state has had the most success in passing land conservation ballot measures?
- How many measures have involved farmland protection?
- Which finance mechanisms have been the most widely used; bonds, property taxes, or sales taxes?

Find the answer to all of these questions and many more at [www.landvote.org](http://www.landvote.org).



## Conservation Finance Handbook

*How Communities are Paying for Parks and Land Conservation*

A publication by

### THE TRUST FOR PUBLIC LAND

TPL conservation finance experts have created a handbook for communities seeking to raise conservation funds at the ballot box. Topics include: measuring public opinion, designing a winning measure, and running a conservation campaign.

By ERNEST COOK AND KIM HOPPER \$21.95

*"The ballot box has moved into the first line of America's land conservation movement. The Trust for Public Land knows from deep experience the best ways to win measures."* — Neal R. Peirce, syndicated columnist

*"For years we have been saying that TPL wrote the book on how to effectively use public opinion polling to pass ballot measures ... now it is literally true."* — Linda DiVall, president, American Viewpoint

Order your copy online at [www.tpl.org/publications](http://www.tpl.org/publications)

# The New York Times

## SYNDICATE

## It's Easy Being Green

By Will Rogers

November 20, 2004

Though nobody seemed to notice, Republican and Democratic voters seemed to be of similar minds on one issue this election: the environment. Across the country, in red states and blue states, Americans voted decisively to spend more money for natural areas, neighborhood parks and conservation in their communities. Of 161 conservation ballot measures, 120 — or 75 percent — were approved by voters. Three-and-a-quarter billion dollars were dedicated to land conservation.

In Florida, for example, President George W. Bush won at least 60 percent of the vote in Lake, Indian River and Collier Counties. On the same ballot, more than two-thirds of the voters in each of those counties approved local park bonds worth \$126 million, by margins as high as 73 percent. In Gallatin County, Mont., where the president beat John Kerry by 56 percent to 41 percent, 63 percent of voters approved \$10 million in bonds to buy conservation easements to preserve ranchlands. In Chesterfield County, Va., which Mr. Bush carried 63 percent to 37 percent, voters passed a \$20 million park bond by 76 percent to 24 percent.

It was the same in the states where Mr. Kerry prevailed. In Massachusetts, 10 townships approved extra taxes to support conservation and historic preservation. In Los Angeles, which Mr. Kerry won by 73 percent to 26 percent, 76 percent of voters approved a \$500 million water-quality bond that included \$100 million

for conservation. And in both Burlington, Vt., where Mr. Kerry won 75 percent of the vote, and in Kendall County, Tex., where the president won 81 percent of the vote, voters approved \$5 million to protect open spaces.

So what's the story? Simply put, these measures unify Americans. It's hard to be against new parks and trails, or to disagree with wanting to protect farms and forests from development. What's more, voters have learned that these measures often provide local solutions to water-quality problems: preserving natural lands in watersheds can help protect drinking water sources or reduce storm-water runoff.

It helps that success is contagious. For example, more than a decade ago, New Jersey created a program to provide extra money to local communities that had approved measures to raise money for local conservation programs. The program has enjoyed sustained support from Republican and Democratic legislators and governors. Now, every county in New Jersey has a program to finance land conservation, along with more than 200 of the state's cities, townships and boroughs.

True, this year's election didn't turn on environmental issues. But the voters sent a message anyway: whether we're red or blue, we all have a little bit of green in us.

*Will Rogers is the president of the Trust For Public Land, a national conservation organization.*

Copyright© 2004  
The New York Times Company

Jack R. Fischer  
New York Times Syndicate  
609 Greenwich Street  
New York, NY 10014  
212-499-3326  
fischjr@nytimes.com



THE TRUST FOR PUBLIC LAND  
CONSERVATION FINANCE PROGRAM  
33 UNION STREET  
BOSTON, MA 02108  
TEL 617-367-6200 / FAX 617-367-9885  
WWW.TPL.ORG

*printed on recycled paper*