



*published by* THE TRUST FOR PUBLIC LAND  
AND LAND TRUST ALLIANCE

AMERICANS INVEST IN  
PARKS & OPEN SPACE

---

# LAND VOTE 2003





The Trust for Public Land conserves land for people to enjoy as parks, gardens, and wide open spaces, ensuring livable communities for generations to come.



#### Conservation Finance Program

TPL's Conservation Finance Program assists land trusts, communities, and states in creating and expanding sources of public funding for land conservation. Since 1996, TPL has helped pass more than 210 local and state ballot measures and state legislation which have generated over \$35 billion in new funding for parks and open space.

Visit TPL on the web at [www.tpl.org](http://www.tpl.org) to learn about Conservation Finance:

- **Strategies:** The nuts and bolts on raising state and local conservation funds
- **Local Case Studies:** Real-life stories from successful county and municipal conservation finance measures
- **State Funding Profiles:** Summary information on state funding for parks and open space conservation
- **Services:** A complete listing of TPL's Conservation Finance services and information on TPL's team of experts



The Land Trust Alliance, founded in 1982, promotes voluntary land conservation across the country and provides resources, leadership and training to the nation's 1,200-plus nonprofit, grassroots land trusts, helping them to protect important open spaces.

Visit LTA on the web at [www.lta.org](http://www.lta.org) to learn about:

- **LTA in Your Region:** Programs, grants, training, and more for local land trusts
- **Public Policy:** Supporting land trusts' land conservation goals
- **Publications:** Books, videos, brochures, and more for land trusts, attorneys, financial advisers, and landowners
- **Finding a Land Trust:** Locate local land trusts in your area

## Introduction

### Dear Friends,

American voters care about saving the special places in their communities.

This is abundantly clear from the election results in **LandVote 2003**, a report from the Trust for Public Land and the Land Trust Alliance. Our 6th annual examination of ballot measures supporting land conservation reviews election results from 134 communities across the U.S. where voters were asked to support public funding to save farms and ranch lands, buy parkland, preserve watersheds, and support other conservation purposes. In 2003, voters again spoke loudly, approving 100 of these measures and generating \$1.8 billion for conservation.

These results continue a powerful trend. Over the past six years, American voters have approved 76 percent of 801 state and local conservation ballot measures, creating some \$24 billion for preserving important lands and natural resources.

Conservation is proving to be popular almost everywhere. Last year, land conservation ballot measures won voter support from urban centers in New Jersey to rural lands in Wyoming and Colorado. Ballot measures passed easily among both Republican and Democrat voters and in neighborhoods that range from affluent to impoverished.

Although some feared land conservation would suffer in tough times, more than three fourths of the measures on the ballot in 2003 passed—approximately the same winning percentage as during the late 1990s, when the economy was strong. Despite the weak economy and widespread budget deficits, Americans voted to save lands near their homes.

The record carries a simple message: more communities should put issues concerning conservation funding to a vote, rather than wait for discretionary funds to become available. If citizens speak out and make land conservation a priority for political leaders, the future of our precious lands and natural resources will only be strengthened.



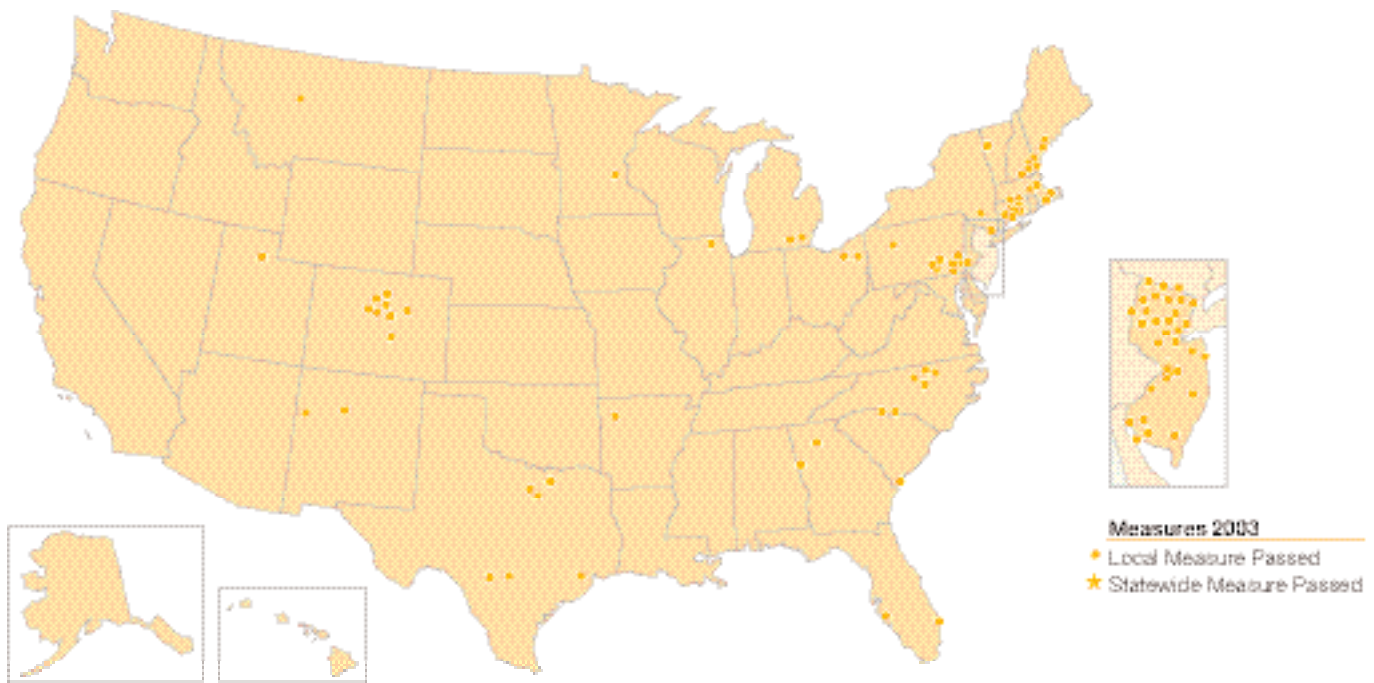
Will Rogers  
President  
The Trust for Public Land



Rand Wentworth  
President  
Land Trust Alliance

# Contents

NATIONAL OVERVIEW .....	I
FREQUENTLY ASKED QUESTIONS .....	2
NEW ENGLAND REGION .....	3
MID-ATLANTIC REGION .....	4
SOUTHEAST REGION .....	7
MIDWEST REGION .....	9
SOUTHWEST REGION.....	11
ROCKY MOUNTAIN REGION & WEST REGION .....	12
NEW JERSEY: UNRIVALLED IN CONSERVATION FINANCE.....	14



## Americans Vote to Protect Open Space

### Land Conservation Voting Results

2000	2001	2002	2003
174 measures passed (83%)	137 measures passed (70%)	141 measures passed (75%)	100 measures passed (75%)
\$7.5 B	\$1.7 B	\$5.7 B	\$1.8 B

Even as state and local governments faced challenging fiscal times in 2003, American voters continued to strongly support conservation finance measures that preserve natural lands, create parks, and protect farmland. During 2003, voters in 23 states approved three-quarters (100 of 134 measures) of all local and state conservation-related ballot measures. These measures will create approximately \$1.8 billion in total funds, including more than \$1.2 billion dedicated specifically for land conservation purposes.

The majority of ballot measures were voted upon in November, when voters approved 79 percent of measures on the ballot. Sixty-eight successful measures passed on November 4, 2003, generating more than \$1.2 billion in total funds— \$1 billion of which was dedicated specifically to purchase land for parks, open space, and farmland.

### Largest State and Local Measures Passed in 2003

Location	Total Measure	Open Space	Yes	No
<b>New England</b>				
East Haddam, CT	\$5M	\$5M	85%	15%
Southborough, MA (CPA)	\$9.64M	\$3.21M	57%	43%
Londonderry, NH	\$10.7M	\$4M	69%	31%
<b>Mid-Atlantic</b>				
New Jersey Statewide	\$150M	\$150M	65%	35%
Bergen County, NJ	\$214M	\$214M	60%	40%
Montgomery County, PA	\$150M	\$112.5M	78%	22%
Huntington, NY	\$30M	\$20M	66%	34%
<b>Southeast</b>				
Carroll County, GA	\$79.75M	\$19M	67%	33%
Raleigh, NC	\$47.25M	\$47.25M	69%	31%
Hilton Head Island, NC	\$15M	\$15M	83%	17%
<b>Midwest</b>				
Huntley PD, IL	\$5.7M	\$5.7M	54%	46%
Ann Arbor, MI	\$57.53M	\$57.53M	67%	33%
Ann Arbor Twp., MI	\$5.56M	\$5.56M	77%	23%
<b>Southwest</b>				
Albuquerque, NM	\$32.55 M	\$3.45M	60%	40%
Dallas, TX	\$57.27M	\$4.29M	82%	18%
San Antonio, TX	\$27.2M	\$3.89M	60%	40%
<b>Rocky Mountain</b>				
Arapahoe County, CO	\$170M	\$161.5M	55%	45%
Boulder, CO	\$51.2 M	\$38.4M	55%	45%
Colorado Springs, CO	\$80M	\$60M	64%	36%

M = Million

## National Overview

### Abbreviations and Symbols Used

Co.	County
Bor.	Borough
Twp.	Township
D	District
PD	Park District
P&RD	Park and Recreation District
RD	Recreation District
WCD	Water Conservancy District
CPA	Community Preservation Act Massachusetts
TBD	To Be Determined
1	City or Town Measure
1	County Measure
★	Statewide Measure

# Frequently Asked Questions

## What do the results in LandVote 2003 say about open space protection in America?

LandVote documents remarkable and consistent support for open space protection among voters across the United States. The results in LandVote make clear that Americans care deeply about parks and other special places and that they will raise their own taxes to protect them.

## Can my county, town, or state seek to pass an open space ballot measure to conserve land?

While laws and practices vary widely in the 50 states, virtually any community can enact a ballot measure to increase local open space funding. Success usually depends on a strong commitment to open space, local leadership, and sustained hard work over a period of time.

## How can my community get started?

The Conservation Finance Program of The Trust for Public Land assists communities and states that seek to enact measures to create and expand public funding for parks and open space. In conjunction with the Land Trust Alliance and other partners, TPL's program works directly with elected and appointed officials, land trusts, and others on the key components of conservation finance, including: fiscal and legal research; design of ballot measures; public opinion surveys; message development and communications; and campaign management.

## Are all open space ballot measures the same?

No. Ballot measures are as unique as American communities. One major distinguishing factor is whether a measure is an initiative or a referendum. A referendum is referred to voters by a town or city council, a county board of commissioners, or a state legislature. An initiative is placed on the ballot by citizens' petition. Laws governing ballot measures also vary widely from state to state, where a measure may be called a proposition or an article.

## How are the major types of conservation funding calculated by LandVote?

LandVote tracks two major types of conservation funding measures.

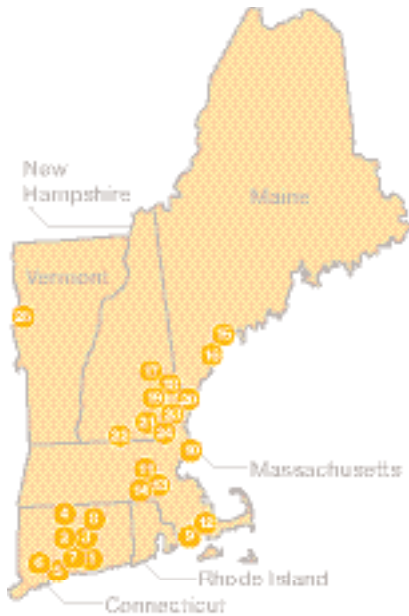
The first type are measures that authorize sales, property, excise, and other taxes to pay for conservation. These are often called "pay as you go" funding sources. When a ballot measure authorizes a new tax, LandVote counts the estimated revenue generated for the duration of the tax. When the tax is not limited to a specific term, a duration of 20 years is used to generate the figure. In all cases the total funds generated over the life of the measure are conservatively estimated and do not reflect likely increases in the tax base. When a ballot measure increases an existing open space tax, LandVote counts only the value of the added increment.

A second type of measure is the bond measure—a ballot question that authorizes the use of bonded indebtedness (general obligation bonds) for the purpose of financing capital improvements such as land conservation. In tabulating results for 2003, LandVote counts the face value of the bonds authorized, rather than the much higher value of repaying the bonds in the future. Bonds usually extend for 20 or 30 years.

## How does LandVote estimate all the amounts from ballot measures in 2003?

LandVote tabulates local and state conservation ballot measures in two ways: 1) the total measure funding for land acquisition and restoration, and all other purposes, and 2) the open space funding for land acquisition and protection. In multiple purpose ballot measures where allocations have not been established at the time of LandVote publication, the measure is marked by a symbol (\*). The funds for these measures are estimated to be 50 percent of total funds. Both sets of figures document and help explain the substantial voter support that exists for conservation and the voters' willingness to pay for conservation.

# New England Region



New England Summary			Funds Approved	
State	Measures	% Passed	Total Measure	Open Space
Connecticut	8	100%	\$21,600,000	\$19,925,000
Massachusetts	6	67%	\$15,690,000	\$6,400,000
Maine	2	100%	\$2,500,000	\$2,500,000
New Hampshire	8	63%	\$21,425,000	\$14,725,000
Vermont	1	100%	\$60,000	\$60,000

## New England Region 2003 Election Results

New England Region 2003 Election Results						Funds Approved	
State/Jurisdiction	Date	Yes	No	Description	Total Measure	Open Space	
1 CT East Haddam	Jan. 28	Pass 85%	15%	Bond for open space, conservation easements	\$5,000,000	\$5,000,000	
2 CT Farmington	May 1	Pass 59%	41%	Bond for open space, recreation	\$3,500,000	\$3,500,000	
3 CT Glastonbury	Nov. 4	Pass 73%	27%	Bond for land acquisition, conservation easements	\$3,000,000	\$3,000,000	
4 CT Granby	Jun. 16	Pass 70%	30%	Bonds for open space, municipal projects	\$2,100,000	\$425,000	
5 CT Orange	Sep. 24	Pass 71%	29%	Bond for open space, recreation, town needs	\$2,000,000	\$2,000,000	
6 CT Shelton	Nov. 4	Pass 72%	28%	Bond for open space	\$2,000,000	\$2,000,000	
7 CT Southington	Oct. 15	Pass 71%	29%	Bond for open space, recreation, easements	\$2,000,000	\$2,000,000	
8 CT Tolland	Nov. 4	Pass 72%	28%	Bond for conservation, passive recreation	\$2,000,000	\$2,000,000	
9 MA Acushnet	Apr. 7	Pass 66%	34%	Community Preservation Act (1.5% Surcharge)	\$1,098,960	\$366,320	
10 MA Manchester	May 12	Fail 46%	54%	Community Preservation Act (3% Surcharge)			
11 MA Northborough	May 12	Fail 40%	60%	Bond for open space, farmland			
12 MA Rochester	Apr. 9	Pass 73%	27%	Bond for farmland easements	\$1,750,000	\$1,750,000	
13 MA Southborough	May 12	Pass 57%	43%	Community Preservation Act (3% Surcharge)	\$9,639,678	\$3,213,226	
14 MA Upton	May 5	Pass 51%	49%	Community Preservation Act (3% Surcharge)	\$3,196,380	\$1,065,460	
15 ME Scarborough	Nov. 4	Pass 71%	29%	Bond for natural areas, environmentally sensitive areas, recreation	\$2,500,000	\$2,500,000	
16 ME York	Nov. 4	Pass 69%	31%	Advisory measure to dedicate funds for land acquisition, conservation easements	N/A	N/A	
17 NH Barrington	Mar. 11	Fail 41%	59%	Bond for conservation easements, open space			
18 NH Durham	Mar. 11	Pass 77%	23%	Bond for conservation easements, open space	\$2,500,000	\$2,500,000	
19 NH Exeter	Mar. 11	Pass 73%	27%	Bond for conservation easements, open space (3/5 req.)	\$3,000,000	\$3,000,000	
20 NH Hampton	Mar. 11	Fail 56%	44%	Bond for conservation easements, open space (3/5 req.)			
21 NH Londonderry	Mar. 11	Pass 69%	31%	Bond for open space, public facilities (2/3 req.)	\$10,700,000	\$4,000,000	
22 NH Rindge	Mar. 11	Pass 86%	14%	Bond to buy acre parcel for open space (2/3 req.)	\$225,000	\$225,000	
23 NH Rye	Mar. 11	Pass 73%	27%	Bond for open space, conservation easements	\$5,000,000	\$5,000,000	
24 NH Salem	Mar. 11	Fail 65.7%	34.3%	Bond for open space (2/3 req.)			
25 VT Shelburne	Mar. 4	Pass 57%	43%	Property tax increase for open space	\$60,000	\$60,000	

# Mid-Atlantic Region

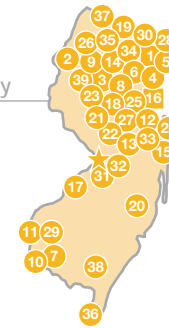
*“Establishing the Open Space Trust Fund was vitally important to meeting the Township’s needs. We had to make a move to preserve our future. We could not have done it without TPL’s help.”*

— Harry Platt,  
Mayor, Voorhees Township,  
New Jersey



## Mid-Atlantic Summary Funds Approved

State	Measures	% Passed	Total Measure	Open Space
New Jersey	40	78%	\$502,784,000	\$502,784,000
New York	5	60%	\$50,500,000	\$40,500,000
Pennsylvania	13	69%	\$175,883,000	\$138,383,000



## Mid-Atlantic Region Election Results 2003

## Funds Approved

State/Jurisdiction	Date	Yes	No	Description	Total Measure	Open Space
★ NJ Statewide	Nov. 4	Pass 65%	35%	Bond for open space, farmland, historic preservation*	\$150,000,000	\$150,000,000
1 NJ Bergen Co.	Nov. 4	Pass 60%	40%	1¢ per \$100 property tax for open space, recreation, farmland, historic preservation	\$214,000,000	\$214,000,000
2 NJ Blairstown Twp.	Nov. 4	Pass 56%	44%	2¢ per \$100 property tax increase for open space, recreation, farmland	\$1,800,000	\$1,800,000
3 NJ Chester Bor.	Nov. 4	Pass 52%	48%	2¢ per \$100 property tax increase for open space, recreation	\$3,769,260	\$3,769,260
4 NJ Clifton	Nov. 4	Fail 48%	52%	7-year, .75¢ per \$100 property tax to preserve open space, recreation		
5 NJ Cresskill Bor.	Nov. 4	Pass 66%	34%	1¢ per \$100 property tax for open space, farmland, historic preservation	\$1,660,000	\$1,660,000
6 NJ Denville Twp.	Nov. 4	Pass 62%	38%	2¢ per \$100 property tax increase for open space, recreation, farmland, historic preservation	\$8,249,588	\$8,249,588
7 NJ East Greenwich Twp.	Nov. 4	Pass 57%	43%	2¢ per \$100 property tax increase for open space, recreation, farmland, historic preservation	\$1,398,028	\$1,398,028
8 NJ Franklin Twp.	Nov. 4	Pass 54%	46%	Bond for acquisition of open space parcel	\$3,300,000	\$3,300,000
9 NJ Frelinghuysen Twp.	Nov. 4	Pass 60%	40%	1¢ per \$100 property tax increase for farmland preservation	\$320,000	\$320,000
10 NJ Greenwich Twp.	Nov. 4	Pass 64%	36%	1¢ per \$100 property tax increase for open space, drinking water, recreation, farmland, historic preservation	\$1,027,991	\$1,027,991
11 NJ Harding	Nov. 4	Pass 69%	31%	Continuation of property tax for open space, historic preservation	\$640,000	\$640,000
12 NJ Hazlet	Nov. 4	Fail 43%	57%	1¢ per \$100 property tax increase for open space, conservation, recreation, parkland		
13 NJ Holmdel	Nov. 4	Fail 47%	53%	1.5¢ per \$100 property tax increase for open space, recreation, farmland, historic preservation		
14 NJ Hopewell Twp.	Nov. 4	Fail 48%	52%	1¢ per \$100 property tax increase for open space, recreation, farmland, historic preservation		
15 NJ Howell Twp.	Nov. 4	Pass 51%	49%	1¢ per \$100 property tax increase for open space, recreation, farmland	\$5,386,807	\$5,386,807
16 NJ Hudson Co.	Nov. 4	Pass 62%	38%	1¢ per \$100 property tax increase for open space, recreation, historic preservation	\$40,000,000	\$40,000,000
17 NJ Lumberton	Nov. 4	Pass 57%	43%	2-year, 2¢ per \$100 property tax increase for open space, recreation, farmland, historic preservation	\$240,000	\$240,000
18 NJ Madison Bor.	Nov. 4	Pass 66%	34%	2¢ per \$100 property tax increase for open space, recreation, historic preservation	\$8,637,510	\$8,637,510
19 NJ Mahwah Twp.	Nov. 4	Pass 59%	41%	Continuation if 1¢ per \$100 property tax for open space, recreation, farmland, historic preservation	\$4,000,000	\$4,000,000
20 NJ Manchester Twp.	Nov. 4	Pass 66%	34%	2.5¢ per \$100 property tax increase for open space parcel	\$9,200,000	\$9,200,000

\* This \$150 million is a constitutional amendment that allows the state to increase its bonding capacity for open space protection from \$1 billion to \$1.15 billion. Due to low interest rates, the additional debt capacity will not require an increase in taxes. The taxes used to repay these bonds were approved by an earlier constitutional amendment that New Jersey voters approved in 1998.

## Mid-Atlantic Region (continued)

27	NJ	Mendham Twp.	Nov. 4	Pass	76%	24%	Continuation of existing property tax for open space, recreation	\$2,841,703	\$2,841,703
28	NJ	Millstone Twp.	Nov. 4	Fail	36%	64%	3¢ per \$100 property tax increase for open space, recreation, farmland, historic preservation		
29	NJ	Milltown Bor.	Nov. 4	Fail	40%	60%	1¢ per \$100 property tax increase for open space, recreation		
31	NJ	Monmouth Beach Bor.	Nov. 4	Fail	47%	53%	2¢ per \$100 property tax for open space, recreation		
35	NJ	Monroe Twp.	Nov. 4	Pass	50.3%	49.7%	2¢ per \$100 property tax for open space, recreation	\$4,840,000	\$4,840,000
36	NJ	Montvale Bor.	Nov. 4	Pass	53%	47%	5-year, .5¢ per \$100 property tax renewal for open space, recreation	\$273,100	\$273,100
37	NJ	North Hanover Twp.	Nov. 4	Pass	54%	46%	5-year, 2¢ per \$100 property tax increase for farmland, open space	\$206,432	\$206,432
38	NJ	Northvale Bor.	Nov. 4	Fail	46%	54%	5-year, 1¢ per \$100 property tax increase for open space, recreation		
39	NJ	Oakland Bor.	Nov. 4	Pass	63%	37%	5-year, 1¢ per \$100 property tax for open space, recreation, farmland, historic preservation	\$588,250	\$588,250
40	NJ	Park Ridge	Nov. 4	Pass	54%	46%	1¢ per \$100 property tax increase for open space, recreation, farmland, historic preservation	\$940,000	\$940,000
37	NJ	Pilesgrove Twp.	Nov. 4	Pass	72%	28%	3¢ per \$100 property tax increase for open space, natural areas, sensitive habitats, water resources, greenways, recreation, trails	\$1,424,501	\$1,424,501
32	NJ	Pittsgrove	Nov. 4	Pass	56%	44%	2.5¢ per \$100 property tax increase for open space, farmland, natural areas, water resources	\$1,425,802	\$1,425,802
33	NJ	Voorhees Twp.	Nov. 4	Pass	68%	32%	3.5¢ per \$100 property tax increase for open space, farmland, water quality	\$11,200,000	\$11,200,000
34	NJ	Waldwick	Nov. 4	Pass	53%	47%	10-year, .5¢ per \$100 property tax increase for open space	\$340,514	\$340,514
35	NJ	Wayne Twp.	Nov. 4	Pass	61%	39%	2¢ per \$100 property tax for open space, recreation, farmland, historic preservation	\$21,261,360	\$21,261,360
36	NJ	West Cape May Bor.	Nov. 4	Fail	49.9%	50.1%	1¢ per \$100 property tax for open space, farmland		
37	NJ	West Milford Twp.	Nov. 4	Pass	50.2%	49.8%	1¢ per \$100 property tax for open space, recreation, farmland, historic preservation	\$2,950,000	\$2,950,000
38	NJ	Weymouth	Nov. 4	Pass	67%	33%	1¢ per \$100 property tax for open space	\$180,000	\$180,000
39	NJ	Wharton	Nov. 4	Pass	64%	36%	2¢ per \$100 property tax increase for open space, recreation	\$683,052	\$683,052
40	NY	East Hills	Oct. 8	Pass	78%	22%	Bond for new park	\$17,000,000	\$17,000,000
41	NY	Goshen	Nov. 4	Fail	46%	54%	Bond for open space, farmland		
42	NY	Huntington	Nov. 4	Pass	66%	34%	Bond for open space, park improvements	\$30,000,000	\$20,000,000
43	NY	Livonia	May 23	Fail	49%	51%	Bond to expand park		
44	NY	Red Hook	Oct. 7	Pass	83%	17%	Bond for open space, farmland	\$3,500,000	\$3,500,000
45	PA	East Hempfield	Nov. 4	Fail	47%	53%	.06% earned income tax to preserve open space		
46	PA	East Nantmeal	Nov. 4	Pass	58%	43%	.25% earned income tax increase for open space	\$2,000,000	\$2,000,000
47	PA	East Nottingham	Nov. 4	Fail	41%	59%	.5% earned income tax increase for open space		
44	PA	Hellam	Nov. 4	Fail	39%	61%	.3 mill property tax for farmland, timber, watersheds, scenic areas, open spaces		
45	PA	Londonderry	Nov. 4	Pass	63%	37%	.25% earned income tax increase for open space	\$1,340,000	\$1,340,000
46	PA	London Grove	Nov. 4	Fail	49%	51%	.25% earned income tax increase for open space		
47	PA	Lower Oxford	Nov. 4	Pass	61%	39%	.5% earned income tax increase for open space	\$6,000,000	\$6,000,000
48	PA	Montgomery Co.	Nov. 4	Pass	78%	22%	Bond for open space, farmland, historic preservation, wildlife habitat, natural resources	\$150,000,000	\$112,500,000
49	PA	Upper Oxford	Nov. 4	Pass	54%	46%	.5 percent earned income tax increase for open space	\$3,423,020	\$3,423,020
51	PA	Upper Providence Twp.	May 20	Pass	65%	35%	Bond for open space, conservation easements, recreational land	\$6,000,000	\$6,000,000
50	PA	Warwick Twp.	May 20	Pass	56%	44%	.25% earned income tax increase for open space, agricultural lands	\$1,700,000	\$1,700,000
52	PA	West Brandywine	Nov. 4	Pass	56%	44%	.125% earned income tax increase for open space	\$4,000,000	\$4,000,000
53	PA	West Sadsbury	Nov. 4	Pass	53%	47%	.2% earned income tax increase for open space	\$1,420,000	\$1,420,000

## Putting Politics on the Backburner for Preservation in Pennsylvania

### Mid-Atlantic Region (continued)

In 2003, chairmen from the Montgomery County Republican and Democratic parties joined forces, supporting a November referendum seeking to protect open space, preserve farmland, and link trailways and parks to older townships and boroughs.

The uncommon bipartisan partnership made a difference: the measure passed by nearly 78 percent, authorizing \$150 million in bonds for land preservation over the next ten years.

---

*“This referendum solves the perception that open space and smart growth are incompatible”*

---

— Jim Moulton, Homebuilders Association

“Initially, the partnership was forged to prevent the referendum from becoming a contentious issue in our County Commissioners’ race. Ultimately we realized that Montgomery County’s future required a real commitment to ‘green infrastructure,’” says Kate Harper, Pennsylvania State Representative (R—Montgomery County), and chairperson of the county’s Task Force.

While the November 4 measure will constitute an increase in taxes, supporters of the initiative are quick to point out that the measure yields savings in school taxes that would have accompanied new residential development.

“It also helped that we designed a program to benefit our urban communities as well as our rural townships,” said Harper. “This gave the measure broad appeal.”

A similar investment of \$10 million made in 1993 had proved a sound economic investment. For example, the town of Jenkintown created a plaza with open space funds, which led to significant downtown redevelopment. Also, the 1993 measure helped fund protection of 9,600 acres of farmland, parks, and other natural areas; creation of some 23 miles of trails; and development of an open space plan for the county.

Nonetheless, between 1970 and 2000, Montgomery County lost 91,000 acres of farms and open space—or thirty percent of the county—to development. Dulcie Flaherty, executive director of the Montgomery County Land Trust says of the bond, “To get this done, the county commissioners had to be convinced the public wanted it....Polling showed that the county voters would indeed be willing to pay more for more open space.”

Fifty-four of Montgomery County’s 62 municipalities endorsed the measure. Additionally, developers liked the measure because it requires municipalities to better identify open space priorities, clarifying where development will and will not be appropriate in the coming years.

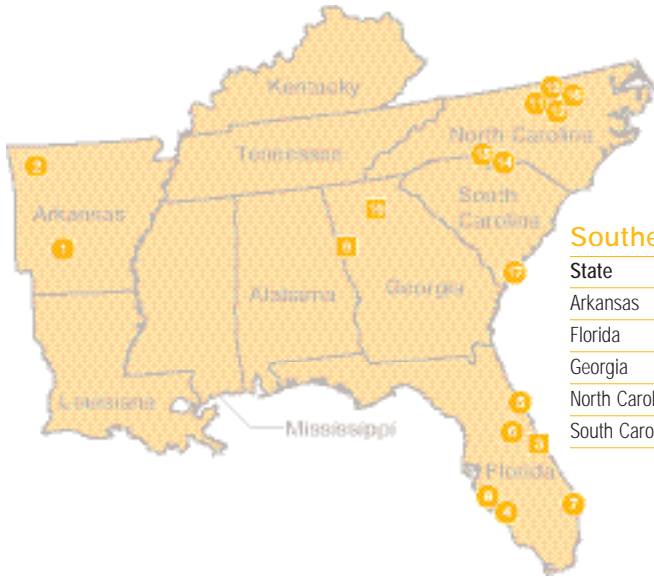
“This referendum addresses the perception that open space and smart growth are incompatible,” said Jim Moulton, resident of the local Homebuilders Association.

Photo: Ken Sherman



Photo: Ken Sherman





Southeast Summary			Funds Approved	
State	Measures	% Passed	Total Measure	Open Space
Arkansas	2	50%	\$9,100,000	\$2,000,000
Florida	6	33%	\$19,000,000	\$9,500,000
Georgia	2	100%	\$239,750,000	\$21,600,000
North Carolina	6	100%	\$92,150,000	\$70,700,000
South Carolina	1	100%	\$15,000,000	\$15,000,000

## Southeast Region

### Southeast Region 2003 Election Results

State/Jurisdiction	Date	Yes	No	Description	Funds Approved		
					Total Measure	Open Space	
1 AR Hot Springs	Aug. 26	Fail	34%	66%	7-year, .375% sales tax for open space, park maintenance, improvements		
2 AR Rogers	May 6	Pass	79%	21%	Bond for acquiring, improving parks and recreational facilities	\$9,100,000	\$2,000,000
3 FL Brevard Co.	Nov. 4	Fail	35%	65%	20-year, 1% sales tax increase for green space, environment, community facilities, public safety, schools		
4 FL Cape Coral City	Apr. 8	Fail	48%	52%	Bond for upgrading, acquiring parkland		
5 FL Ormond Beach	Apr. 8	Fail	44%	56%	Bond for environmentally sensitive lands, historic sites		
6 FL Oviedo	May 13	Pass	58%	42%	Bond for parkland acquisition, amphitheater	\$9,000,000	\$4,500,000*
7 FL Palm Beach Gardens	Mar. 11	Fail	38%	62%	Bond for open space, nature education, parks, recreation, trails		
8 FL Venice	Nov. 4	Pass	53%	47%	Bond for acquisition and improvement of beach, fishing pier, municipal park expansion, recreational facility, community center	\$10,000,000	\$5,000,000*
9 GA Carroll Co.	Nov. 4	Pass	67%	33%	5-year, 1% special sales tax for greenspace, recreation, economic development, water and sewers, public facilities	\$79,750,000	\$19,000,000
10 GA Forsyth Co.	Mar. 18	Pass	78%	22%	5-year, 1% special sales tax for parks, open space, historic preservation, road improvements, public facilities	\$160,000,000	\$2,600,000
11 NC Carrboro	Nov. 4	Pass	70%	30%	Bond for sidewalks, greenways, parks	\$4,600,000	\$2,300,000*
12 NC Cary	Apr. 8	Pass	56%	44%	Bond for improving, expanding, and acquiring parks, greenways, recreation centers	\$30,000,000	\$15,000,000*
13 NC Chapel Hill	Nov. 4	Pass	76%	24%	Bond for land acquisition, open space	\$2,000,000	\$2,000,000
14 NC Huntersville	Nov. 4	Pass	69%	31%	Bond for parks, recreation, streets	\$6,000,000	\$3,000,000*
15 NC Mount Holly	Jun. 3	Pass	62%	38%	Bond for improving and acquiring parks, open space, greenways, trails	\$2,300,000	\$1,150,000*
16 NC Raleigh	Oct. 7	Pass	69%	31%	Bond for parks, greenways	\$47,250,000	\$47,250,000
17 NC Hilton Head Island	Nov. 4	Pass	83%	17%	Bond for land acquisition, preservation of historic sites, open space	\$15,000,000	\$15,000,000

*“Water quality concerns were one stimulus for the voters’ approval of \$10 million for greenspace acquisition in Carroll County, Georgia. The most cost effective method of assuring quality drinking water is to protect the source waters.”*

— Robert Barr,  
Chair, Carroll County Board of  
Commissioners,  
Georgia

## Raleigh voters Inspired By Greenways

### Southeast Region (continued)

Last November, voters in North Carolina's capital city overwhelmingly passed a \$47 million bond measure. And if you ask Sig Hutchinson, greenways were the driving force for voters.

"This bond had something for everyone, including parks, open space and greenways," explains Hutchinson, chair of the Wake County Open Space and Parks Advisory Committee. "What really drove it home were the greenways."

Raleigh and Wake County are home to one of the nation's oldest and most extensive greenway and trail networks—a system attributable to the area's high quality of life. The 2003 bond measure authorizes \$11.7 million for 17 miles of new greenways, bringing the city's total to 44 miles. The new greenways will also link up with existing corridors to complete a 100-mile network in Raleigh and three surrounding counties.

The bond, approved by a 69 percent to 31 percent margin, dictates the funds be spent over a seven year period. By issuing the bonds over a longer period, the city will be able to pay them back without an increase in taxes.

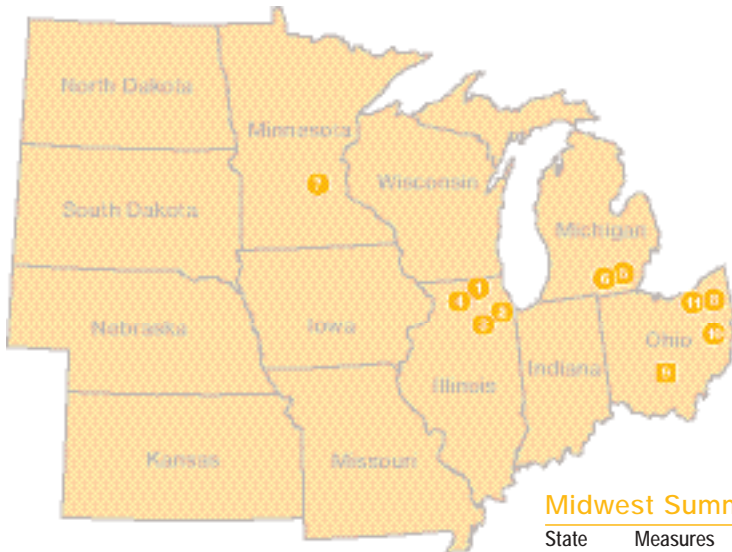
This is not the first successful open space ballot measure in the Raleigh area, nor the first one Sig Hutchinson has helped lead. In 2000, Hutchinson helped surrounding Wake County approve a \$15 million bond to preserve natural areas, including stream corridors that could also serve as greenways.

"Everyone loves the greenways," Hutchinson said. "Bikers, walkers, runners, people with kids, couples—they all use the greenways. Some people use them for fun and recreation and some people use them to access the malls and shopping areas. They are a very, very popular feature of the local landscape."

Photo: Billy Weeks



# Midwest Region



Midwest Summary			Funds Approved	
State	Measures	% Passed	Total Measure	Open Space
Illinois	4	25%	\$5,700,000	\$5,700,000
Michigan	2	100%	\$63,100,000	\$63,100,000
Minnesota	1	100%	\$3,135,000	\$3,135,000
Ohio	4	50%	\$7,742,000	\$5,121,000

Midwest Region 2003 Election Results						Funds Approved	
State/Jurisdiction	Date	Yes	No	Description	Total Measure	Open Space	
1 IL Huntley PD	Apr. 1	Pass 54%	46%	Bond for acquisition of land for golf course	\$5,700,000	\$5,700,000	
2 IL New Lenox Community PD	Apr. 1	Fail 29%	71%	Bond for acquiring, maintaining, improving park land			
3 IL Plainfield Township PD	Apr. 1	Fail 44%	56%	Bond for bike trails, soccer fields, public facilities			
4 IL Rockford PD	Apr. 1	Fail 24%	76%	.225% property tax for safety, maintenance, acquisition of parkland			
5 MI Ann Arbor	Nov. 4	Pass 67%	33%	30-year, .5 mill property tax extension for parkland, open space, natural habitats, sourcewater, easements	\$72,000,000	\$72,000,000	
6 MI Ann Arbor Township	Nov. 4	Pass 77%	23%	20-year, .7 mill property tax for farmland development rights, open space	\$5,561,600	\$5,561,600	
7 MN Wayzata	Nov. 4	Pass 52%	48%	Bond for acquisition of forest lands	\$3,135,000	\$3,135,000	
8 OH Boardman Twp. PD	Nov. 4	Pass 55%	45%	5-year, .3 mill property tax levy for purchasing, maintaining, improving parks	\$5,242,000	\$2,620,000*	
9 OH Fairfield Co.	Nov. 4	Fail 44%	56%	10-year, .5 mill property tax to acquire, operate, maintain historic parks, natural areas			
10 OH West Chester Twp.	Nov. 4	Fail 42%	58%	1.95 mill property tax for park acquisition, development, operations, and maintenance			
11 OH Wickliffe	Nov. 4	Pass 68%	32%	Bond for purchasing, improving golf course	\$2,500,000	\$2,500,000	

Photo: Tom Evers



Photo: Shaun Hamilton



Midwest Region  
(continued)

## Ann Arbor Voters Take a Stand against Sprawl

Home to the University of Michigan, Ann Arbor is a “sophisticated community where citizens understand the impact of sprawl and the need to protect open space,” said Doug Cowherd, chair of the Huron Valley chapter of the Sierra Club and co-manager of the open space campaign.

Since the defeat of a Washtenaw County open space measure in 1998, the amount of farmland and open space around Ann Arbor—the county’s largest city— has

requires that funds raised by the city be matched by township or county funds, state or federal monies, or by private donations.

The measure passed with a resounding 68 percent level of support, exceeding all expectations. This despite a strong, well-organized, and well-funded opposition led by the local homebuilders group. Open space ballot measures—or a vote on any local tax increase—rarely if ever succeed in the face of such opposition. “Originally, we had

---

*“citizens understand the impact of sprawl and the need to protect open space”*

---

— Doug Cowherd, Chair of the Huron Valley chapter of the Sierra Club

continued to steadily decline. With no prospect of a county ballot measure on the horizon, the city decided to take matters into its own hands last November, approving a \$72 million open space property tax levy.

The measure calls for a 30-year extension of the 0.5 mill property tax first approved by voters in 1999. The focus of the measure is to create a greenbelt around Ann Arbor, ultimately protecting 7,000 to 10,000 acres of land. The greenbelt proposition also

expected to win narrowly, if at all,” says Cowherd. “Perhaps something on the order of 52 percent to 48 percent.”

“In neighboring communities there has been a very real and negative impact from sprawl, and the voters in Ann Arbor can see it themselves,” Cowherd said. “There has been an impact on quality of life, and voters have shown they are willing to pay to try and affect some positive change.”

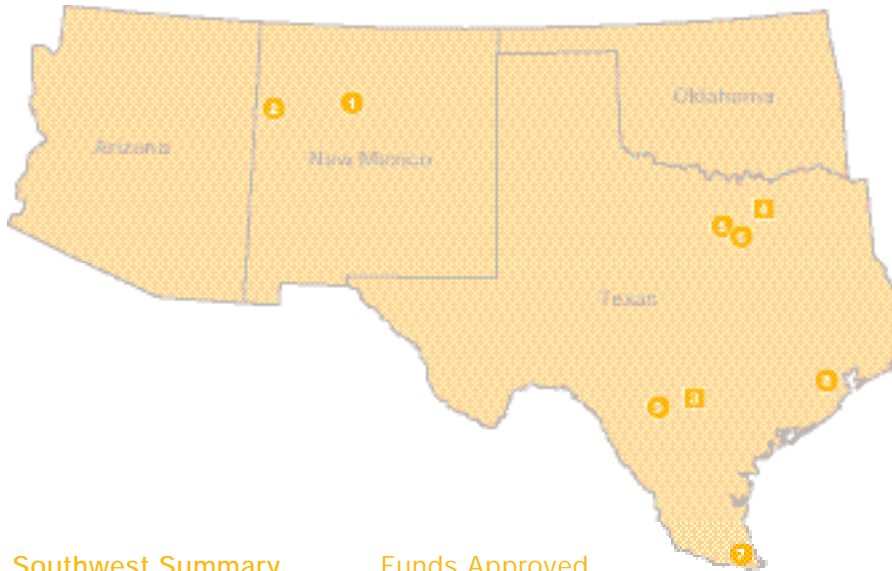
Photo: Bob Firth



Photo: Bob Hurt



# Southwest Region



## Southwest Summary Funds Approved

State	Measures	% Passed	Total Measure	Open Space
New Mexico	2	100%	\$36,738,000	\$4,439,000
Texas	7	86%	\$160,170,000	\$21,439,000

## Southwest Region 2003 Election Results Funds Approved

State/Jurisdiction	Date	Yes	No	Description	Total Measure	Open Space
1 NM Albuquerque	Oct. 28 Pass	60%	40%	Bonds for acquisition and improvement of park, recreational facilities	\$32,548,197	\$3,439,000
2 NM Gallup	Aug. 12 Pass	62%	38%	Bond for parks, trails, playgrounds, public recreational facilities	\$4,190,000	\$1,000,000
3 TX Bexar Co.	Nov. 4 Pass	58%	42%	Bond for acquisition and improvement of parks, recreation	\$5,925,000	\$3,700,000
4 TX Collin Co.	Nov. 4 Pass	63%	37%	Bond for open space acquisition, improvements	\$11,000,000	\$5,500,000
5 TX Dallas	May 3 Pass	82%	18%	Bond for neighborhood and community parks, playground, recreational facilities.	\$57,265,686	\$4,287,411
6 TX Dallas	May 3 Pass	77%	23%	Bond for citywide parks, recreation facilities	\$43,229,106	\$3,667,144
7 TX Harlingen	Sep. 13 Fail	44%	56%	Bond for acquiring, constructing, improving city parks		
8 TX Missouri City	Sep. 13 Pass	65%	35%	Bond for acquiring, improving, studying parks	\$15,550,000	\$395,000
9 TX San Antonio	Nov. 4 Pass	60%	40%	Bond for acquisition and improvement of parks, recreation	\$27,200,000	\$3,889,124

Photo: Stephen Trimble



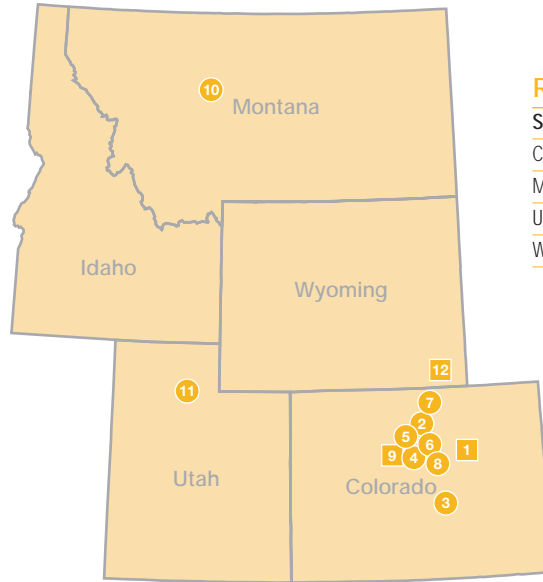
Photo: Lin Adler



# Rocky Mountain Region & West Region

*“Arapahoe County voters seized the opportunity to protect the places that make the county a great place to live and work and by doing so leave a lasting legacy for their children and grandchildren.”*

— Marie MacKenzie,  
Arapahoe County Commissioner,  
Colorado



## Rocky Mountain Summary Funds Approved

State	Measures	% Passed	Total Measure	Open Space
Colorado	9	89%	\$350,400,000	\$284,487,000
Montana	1	100%	\$2,500,000	\$2,500,000
Utah	1	100%	\$5,400,000	\$5,400,000
Wyoming	1	100%	\$4,500,000	\$4,500,000

## Rocky Mountain Region 2003 Election Results

## Funds Approved

State/Jurisdiction	Date	Yes	No	Description	Total Measure	Open Space
1 CO Arapahoe Co.	Nov. 4	Pass 55%	45%	10-year, .25% sales tax for open space, water quality, wildlife, farmland, trails	\$170,000,000	\$161,500,000
2 CO Boulder	Nov. 4	Pass 55%	45%	16-year, .15% sales tax for open space	\$51,200,000	\$38,400,000
3 CO Colorado Springs	Apr. 1	Pass 68%	32%	16-year, .1% sales tax extension for trails, parks, open space	\$80,000,000	\$60,000,000
4 CO Frisco	Nov. 4	Pass 64%	36%	2.35% lodging tax for open space, economic development, recreation facilities	\$5,000,000	\$2,500,000*
5 CO Glendale	Nov. 4	Pass 65%	35%	Occupational privilege tax for acquiring, planning, maintaining parks	\$18,000,000	\$9,000,000
6 CO Lafayette	Nov. 4	Pass 60%	40%	10-year, .25% sales tax for open space acquisition and maintenance	\$7,000,000	\$3,500,000*
7 CO Loveland	Nov. 4	Fail 43%	57%	7-year, .15% sales tax increase for open space acquisition, operation, maintenance		
8 CO Parker	Nov. 4	Pass 57%	43%	3% lodging tax for parks, recreation, open space, economic development, roads, public safety	TBD	TBD
9 CO Summit Co.	Nov. 4	Pass 81%	19%	12-year, property tax extension for open space, capital improvements	\$19,174,416	\$9,587,000*
10 MT Great Falls	Nov. 4	Pass 51%	49%	Bond for soccer fields	\$2,500,000	\$2,500,000
11 UT Salt Lake City	Nov. 4	Pass 71%	29%	Bond for open spaces, parks, recreational lands	\$5,400,000	\$5,400,000
12 WY Laramie Co.	Nov. 4	Pass 61%	39%	Portion of 1% sales tax increase for Greater Cheyenne Greenway	\$4,500,000	\$4,500,000

## West Region 2003 Election Results

## Funds Approved

State/Jurisdiction	Date	Yes	No	Description	Total Measure	Open Space
1 AK Anchorage	Apr. 1	Fail 48%	52%	Bond for park improvements, recreation, land acquisition		
2 AK Matanuska-Susitna Bor.	Oct. 7	Fail 49%	51%	Bond for park and recreation facility acquisition, improvement		

## Voters in One of Colorado’s Most Conservative Cities Vote to Tax Themselves — Again

“Along with conserving finances, the citizens of Colorado Springs feel just as passionately about conserving our incredible natural environment,” says Colorado Springs Vice Mayor Richard Skorman, who spearheaded the campaign to raise \$80 million through a renewal of the city’s Trails, Open Space, and Parks (TOPS) program. “Even though we are considered to be one of the most fiscally conservative cities in the country, on election day 68% of our voters approved an extension of the TOPS tax.”

Set dramatically at the base of Pike’s Peak at the southern end of the state’s Front Range, Colorado Springs is home to forests, grasslands, mountain bluffs, and canyons. Yet population growth—the city’s population is expected to double in the next 40 years—is taxing the city’s parks and trails network and the resulting development threatens the city’s prized open spaces.

Originally approved by the voters in 1999 to mitigate the effects of growth in the area, the TOPS program is funded by a modest 1/10 of one-cent sales tax that generates approximately \$6 million per year. With these funds, TOPS staff has aggressively preserved over 3,100 acres of open space, and built 85 miles of new trails and 16 new parks.

However, by 2003 the resources available to the program had largely disappeared. Almost every dollar of future revenue was already committed to complete projects that were already underway, leaving no money to meet the future parks and open space needs of the fast growing city. City TOPS Director

Terry Putman and his staff knew something had to be done to ensure that this incredibly valuable program would continue.

So Putman and Skorman, along with leaders from the 1999 effort—including members of the Trails and Open Space Coalition, a local parks advocacy group—convened to analyze the city’s situation and formulate a solution. “It was clear from the start that the only way to continue the program was to go back to voters and ask them to extend the funding source,” said Skorman.

---

*“Along with conserving  
finances, the citizens of  
Colorado Springs feel just as  
passionately about conserving  
our incredible natural  
environment”*

---

— Richard Skorman, Colorado Springs  
Vice Mayor

The campaign focused on the strength of the TOPS program and the opportunities to protect treasured local landscapes. Despite the city’s strong, conservative anti-tax base, the campaign attracted widespread support among local leaders, developers, real estate interests, and the media.

Photo: Don J. Usner



Photo: Stephen Trimble



## New Jersey: Unrivalled in Conservation Finance

With a successful ballot measure in Hudson County last November, New Jersey became the first state with a dedicated open space tax in every county. All 21 counties and 189 municipalities now have dedicated open space taxes, generating over \$200 million in annual local funding. Likewise, as a result of a 1998 state constitutional amendment, New Jersey allocates (for 30 years) \$98 million of annual sales tax revenues to open space.

A diverse state with both urban and heavily forested landscapes, New Jersey's track record for open space ballot measures has been outstanding. Between 1999 and 2003, voters approved 87 percent of 213 local ballot measures. And between 1961 and 1995, voters approved nine state bond issues, generating more than \$1.4 billion for parks and open space.

Communities across New Jersey have backed open space measures for a mixture of reasons. Creating parkland and providing fiscal relief from the costs of sprawling growth are top priorities for New Jersey. Preserving high quality farmland and protecting critical water supplies targeted for development are also important to Garden State voters.

New Jersey's commitment to local conservation finance dates back to legislation approved in 1989 that enabled counties and municipalities to establish voter-approved open space trust funds, supported by property taxes. The funds can be used to acquire open space, preserve farmland and historic sites, improve and maintain parks, and provide debt service as needed to support these purposes.

The state's Green Acres Planning Incentive Program has played a critical role by offering incentives to local governments that establish dedicated open space taxes. Local governments may receive matching funds if they develop an open space and recreation plan and approve a dedicated open space tax. Eligible communities may receive a 50 percent matching grant and a two-percent interest loan for 20 years to make the immediate purchase of land possible. Proceeds from the local open space tax are then used to repay the loan.

Not only has the state encouraged local governments to adopt open space taxes, but counties have also provided incentives to municipalities. Across New Jersey, municipalities are passing local open space taxes so as to have readily available funds that secure matching grants from their county open space fund.

Photo: Dwight Hiscano



### The Trust for Public Land

Will Rogers	President
D. Ernest Cook	Senior Vice President & Director, Conservation Finance Program
Will Abberger	Associate Director, Conservation Finance Program
Adam Eichberg	Associate Director, Conservation Finance Program
William P. Lee	Conservation Finance Counsel
Matthew Zieper	Research Director
Wendy Muzzy	Program Manager
Nicki List	Senior Research Associate

### Land Trust Alliance

Rand Wentworth	President
Russell Shay	Director of Public Policy

### LandVote

Brook Zeisse	Designer
--------------	----------



### Conservation Finance Program

33 Union Street  
Boston, MA 02108  
617-367-6200  
[www.tpl.org](http://www.tpl.org)



### Land Trust Alliance

1331 H Street NW, Suite 400  
Washington, DC 20005  
202-638-4725  
[www.lta.org](http://www.lta.org)

THE  
TRUST  
for  
PUBLIC  
LAND



CONSERVING LAND  
FOR PEOPLE

THE TRUST FOR PUBLIC LAND  
CONSERVATION FINANCE PROGRAM  
33 UNION STREET  
BOSTON, MA 02108  
TEL 617-367-6200 / FAX 617-367-9885  
WWW.TPL.ORG